

OECD GLOBAL FORUM ON TOURISM STATISTICS, KNOWLEDGE AND POLICIES

Toward a data-driven policy agenda for tourism



scarvao@unwto.org

International tourism back to levels of 30 years ago



-73%

International tourist arrivals



Loss in export revenues from international tourism

US\$ 1.1 trillion



International tourism could plunge to levels of

1990s



Estimated loss in GDP

US\$ 2 trillion
= 2% world GDP



Loss of international tourist arrivals

11 billion



100 million

direct tourism jobs at risk





Select all relevant indicators

Int. Tourist Arrivals

Seat capacity - domestic

Seat capacity - International

Actual Air Reservations

Occupancy Rates

Hotel Searches

Hotel Bookings

Short-term rentals

Travel Search - Flights

Travel Search - Accommod...

Travel Sentiment

Show all indicators

Only tourism - general

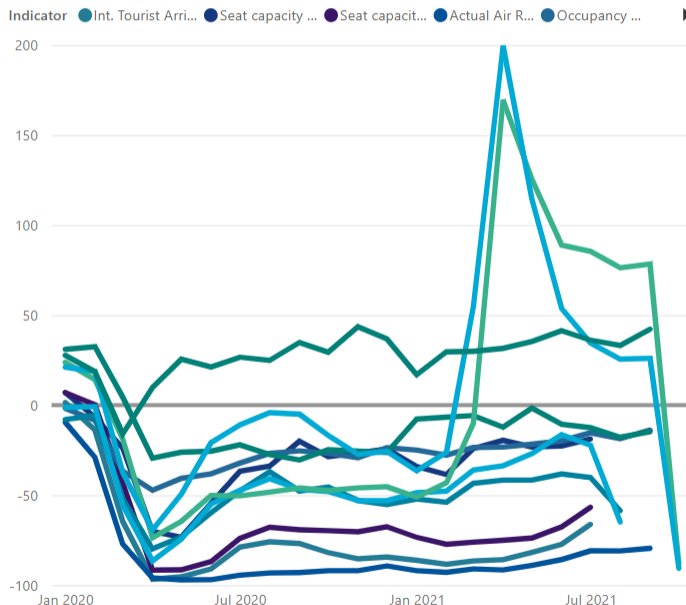
Only accommodation

Only air transport

Indicators over time

To compare how each indicator is developing over time, please select all relevant indicators you would like to compare, as well as a region or a subregion. If no region is selected, it shows the global total.

YoY Change by indicator (%)

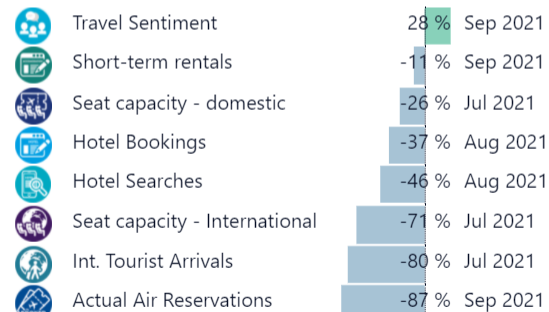


Select a region or subregion

Region

Subregion

YTD change (%)



Measuring the Sustainability of Tourism (MST)

Germany: Gender pay gap 22% lower,
proportion of employees with low wages
2x that of whole economy

Netherlands: 4% value added, 7%
taxes (biggest polluters paid least)

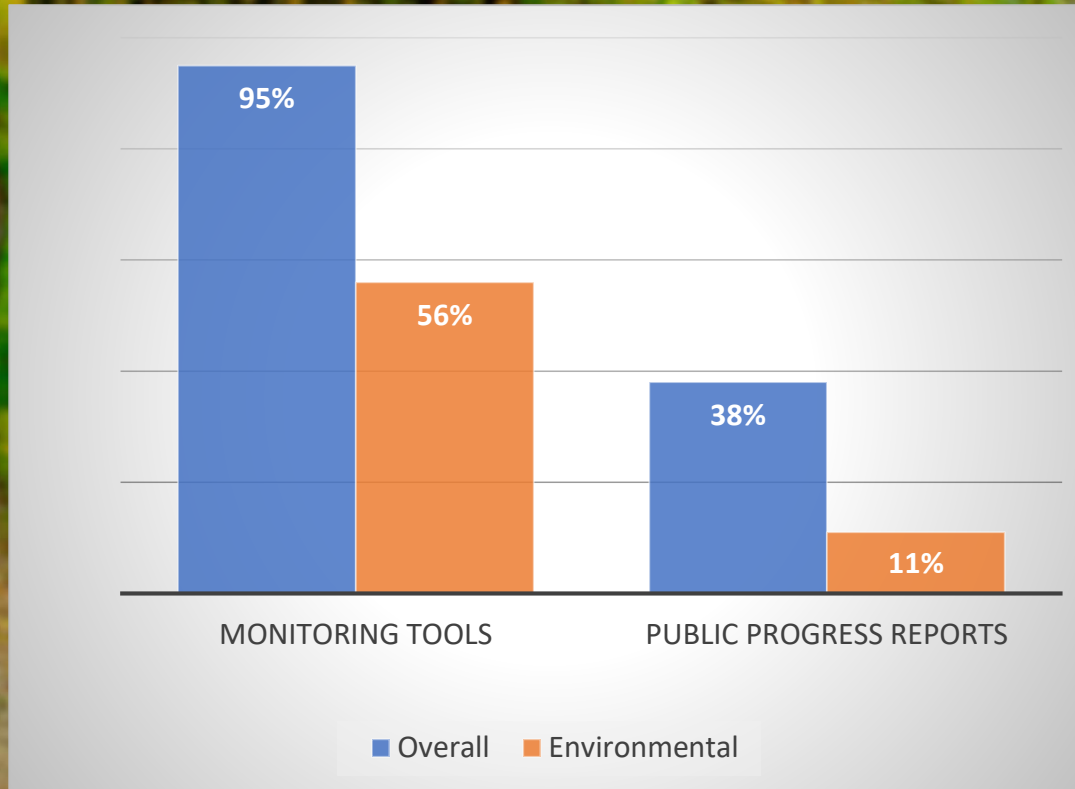
Philippines: Domestic tourism 3x
more water & energy than inbound
tourism

Mexico: Socio-economic benefits
from archaeological sites &
protected areas

Samoa: 13 % GDP and 22%
employment, 10% water and 12%
electricity

Austria: €2,2291 tourism
income/capita,
78/100 acceptance

Monitoring Vs Reporting





**COVID-19
RESPONSE**