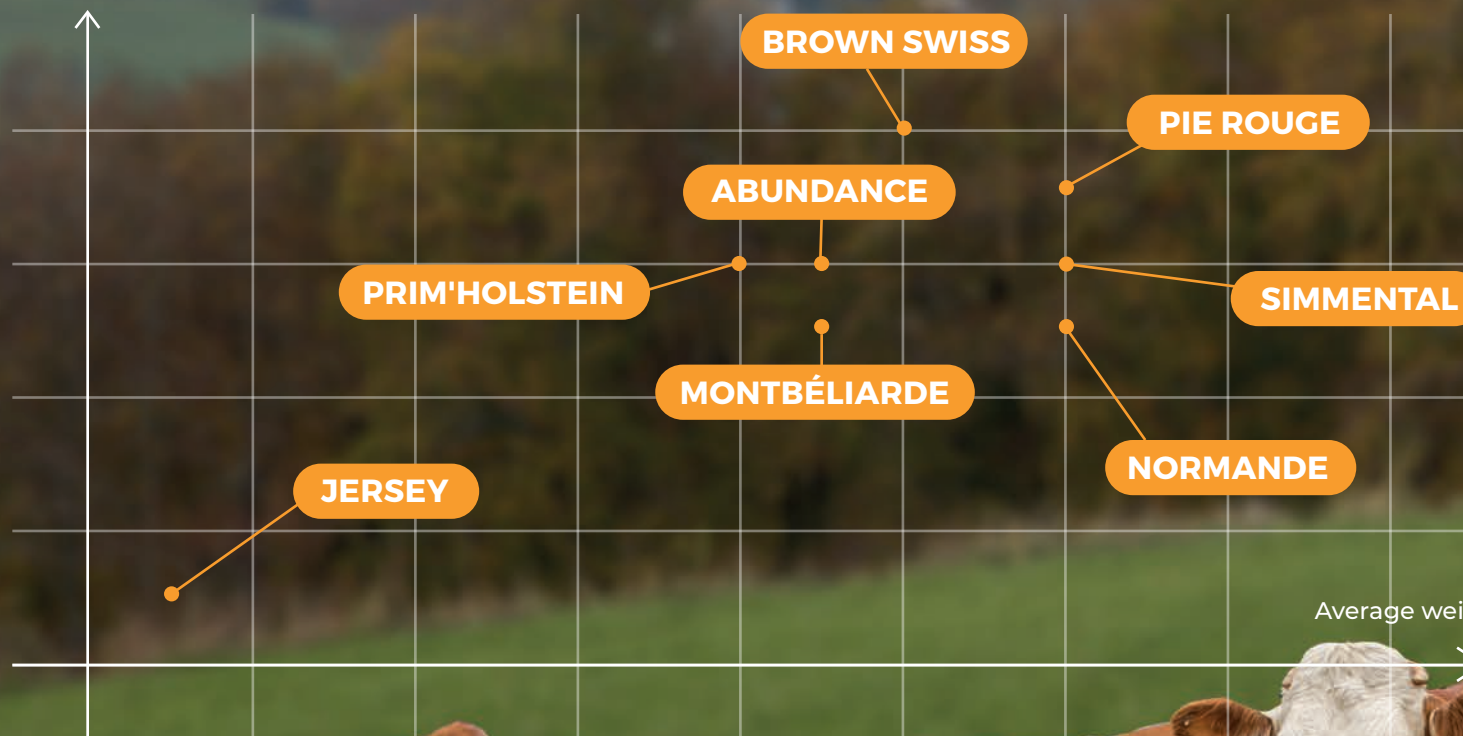


My region my COWS



Wither height



DAIRY COWS

from 1.28 to 1.55 m
and from 430 to 800 kg

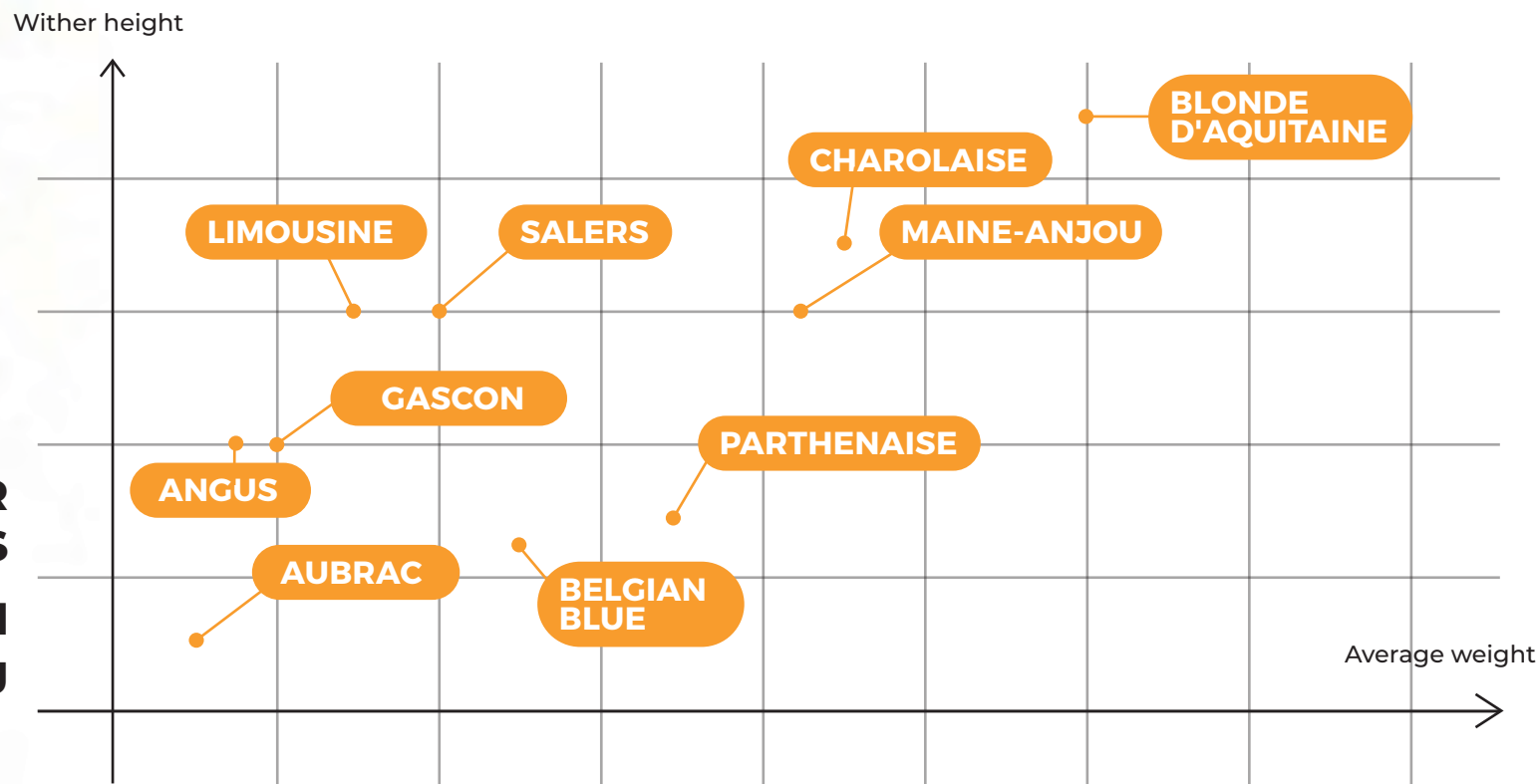
Average weight



AS MANY COWS AS THERE ARE REGIONS, ... AND AS MANY SIZES!

At Agritubel, we are close to breeders and their livestock and are well aware that, similarly to our regions and landscapes, not all cows are similar. Even on a single farm there are larger and smaller ones. The horns are also a major criterion when choosing equipment, for hornless breeds and those with little or long horns.

That's why Agritubel's range of equipment offers a variety of choices for head locks and racks, cubicles, panels and gates and their options, with fine-tuning possibilities during assembly, so that your facilities are perfectly adapted to your needs, and first and foremost to those of your livestock.



**SUCKLER
COWS**

**from 1.25 to 1.60 m and
from 580 to 1,100 kg**

AGRITUBEL



a **perfectly organised**,
anticipated, quick
service that is reliable
in the long run

All-in-one delivery
directly to the farm
from the factory with
Each pack clearly labelled

SUITS YOU

A specialised adviser at your service

A true livestock building
equipment specialist.

Your project visible using 3D

To make sure you make
the right choices

Precise specifications that leave nothing aside

"There were no unpleasant surprises with the
delivery, everything was in order".

(Jean-Paul, dairy farmer in the Loire-Atlantique
region of France)

The widest choice for your farm

Dairy	p.10
Meat	p.74
Open air	p.116
Goats	p.138
Sheep	p.148



Agribol

THE AGRITUBEL ADVISER AT YOUR SERVICE

With its 20 advisers in the field, Agritubel gives you local advice from **a livestock expert from your region.**



Your livestock equipment dealers are privileged Agritubel partners. They have equipment in stock, especially for pastures. Above all, they are a valuable asset when reviewing your building project designs.

Agritubel provides your dealer support covering all technical, commercial and standards-related matters.

This team has all the knowledge required to design your project:

- **perfect knowledge of your farm and your issues**
- **perfect knowledge of the Agritubel product lines, equipment, accessories and available options**



WITH CHARLIE, AGRITUBEL TAKES YOUR LIVESTOCK FARM TO THE NEXT LEVEL

At the review and design stage, it's **a precious tool to test one or more equipment hypotheses**, raise objections, anticipate questions and put every chance on your side to **make the right decisions**. Your cowshed is a work tool that will last for many years and deserves **well thought-out equipment**.

Once all the equipment has been selected, the software's intelligence will be able to **produce an accurate list of all the parts needed** to complete the project. Firstly, it **guarantees the accuracy** of the estimate in terms of pricing and then also **eliminates all risks** of missing parts and incomplete orders that could disrupt or delay the work.

Your project visible in 3D



Using the **CHARLIE** software developed by Agritubel for its customers, your adviser will be able to take into account the **exact measurements of your building**, select the **tubular equipment suitable for your project**, your livestock and livestock management, and generate an immersive 3D model that will let you **see** yourself **in the finished building** as if you were there.



DAIRY FARMS

A group of brown and white cows are walking along a paved road in a rural setting. The cows are in the foreground, with one cow in the center-left and another to its right. The background features rolling green hills, scattered trees, and a clear sky. The overall scene is peaceful and pastoral.

AGRITUBEL SUITS YOU



Comfort is as important for the cattle as it is for us!

HEAD LOCKS	p.12-31
FIABILIS	p.12-17
SECURIT	p.18
BOVILIB	p.20-25
Dairy PVB	p.26-29
Head lock accessories	p.30-31

SELF-SERVICE FEEDERS	p.32-33
Oblique bar models	p.33

CUBICLES	p.34-55
Post-mounted	p.36-45
Adjustable height / width	p.46-47
Cubicle accessories	p.48-49
Static	p.50-51
Cubicle	p.52-55

LV3 / LV4 PANELS AND GATES	p.56-65
---	---------

DAIRY CALF BREEDING	p.66-73
Fiabilis for calves	p.68-69
Separations	p.70-71
Individual pens	p.72-73

HEAD LOCK AND SELF-SERVICE POSTS	p.112-115
---	-----------



HEAD LOCKS

FIABILIS

PRIM'HOLSTEIN

MONTBELIARDE

NORMANDE

SIMMENTAL

BROWN SWISS

JERSEY

& OTHER DAIRY BREEDS

The three-position head lock adapted to the morphology of hornless dairy cows wearing automatic feeding management collars.

The triangular design of the static part of the head lock creates two passage areas for the cow's head. Depending on its position and locking, the pendulum determines the three possible head lock positions:

The head lock that does more

The 3rd position has two new benefits compared to a conventional head lock:

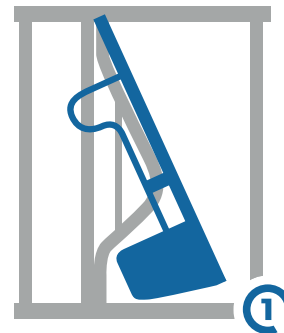
Freedom to feed

Cows can feed freely in front, to the right and to the left, without being stressed by restraint. The farmer gets a better ration intake, which is the base for zootechnical performance.

Choke limiter

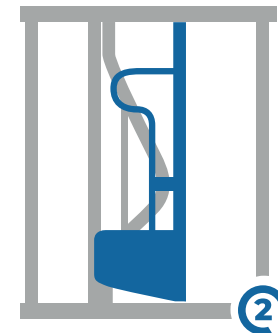
Cows that fall cannot have their head jammed like in a funnel.

The "A" position facilitates the animal's exit through the bottom part.



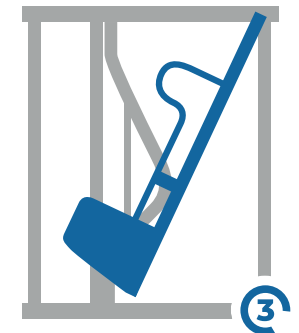
"V" entry position

This is the natural position at which the pendulum returns to equilibrium. It invites the cows to feed by passing their head through the top.



"I" closed position

Locked is the position that blocks the animal at the feed table. It lets the animal move the pendulum aside by the top or bottom.



Self-service position and "A" clearance

The pendulum moves away to the side and opens wide at the bottom to facilitate the animal's release.

The FIABILIS head lock, the dairy farmers' choice

- Model manufactured using Ø 60.3 and Ø 42.4 tubes
- Top locking using a built-in sliding shaft
- Pendulum articulation ringed and reinforced using flow-drilling
- Individual locking of each position
- Length adjustment using stands at ends of the panels
- 3-position operation. "V" entry, "i" lock, "A" clearance and self-service
- Automatic pendulum return
- Head blocking feature
- Automatic feeder collar safety
- Noise damper
- Central reinforcement tube as standard

AVAILABLE IN 2 VERSIONS:

FIABILIS "PER" head lock

Panels with adjustable neck, the safest to use (preferred by breeders).

FIABILIS "PEF" head lock

Static neck panels

Fiabilis is more than just a head lock, it is a dairy farmer's everyday tool.

More comfort and safety

Central control with return preventer safety feature

100% blocking, with mechanical parts inaccessible to the animals, for the farmer's peace of mind. Once the animals are blocked at the trough, the farmer has complete freedom to enter the cowshed safely, to put down straw, clean, inspect or care for the cows.

Individual cow blocking

The locking design lets farmers easily unlock the panel collectively or individually for each animal.

Top-end design

Fiabilis has all the most modern technical advantages as standard: noise-reducing polymer shock absorbers, silent sliding shaft locking systems and a ringed joint reinforced using flow-drilling (patented AGRITUBEL process).



















FIABILIS static neck PEF

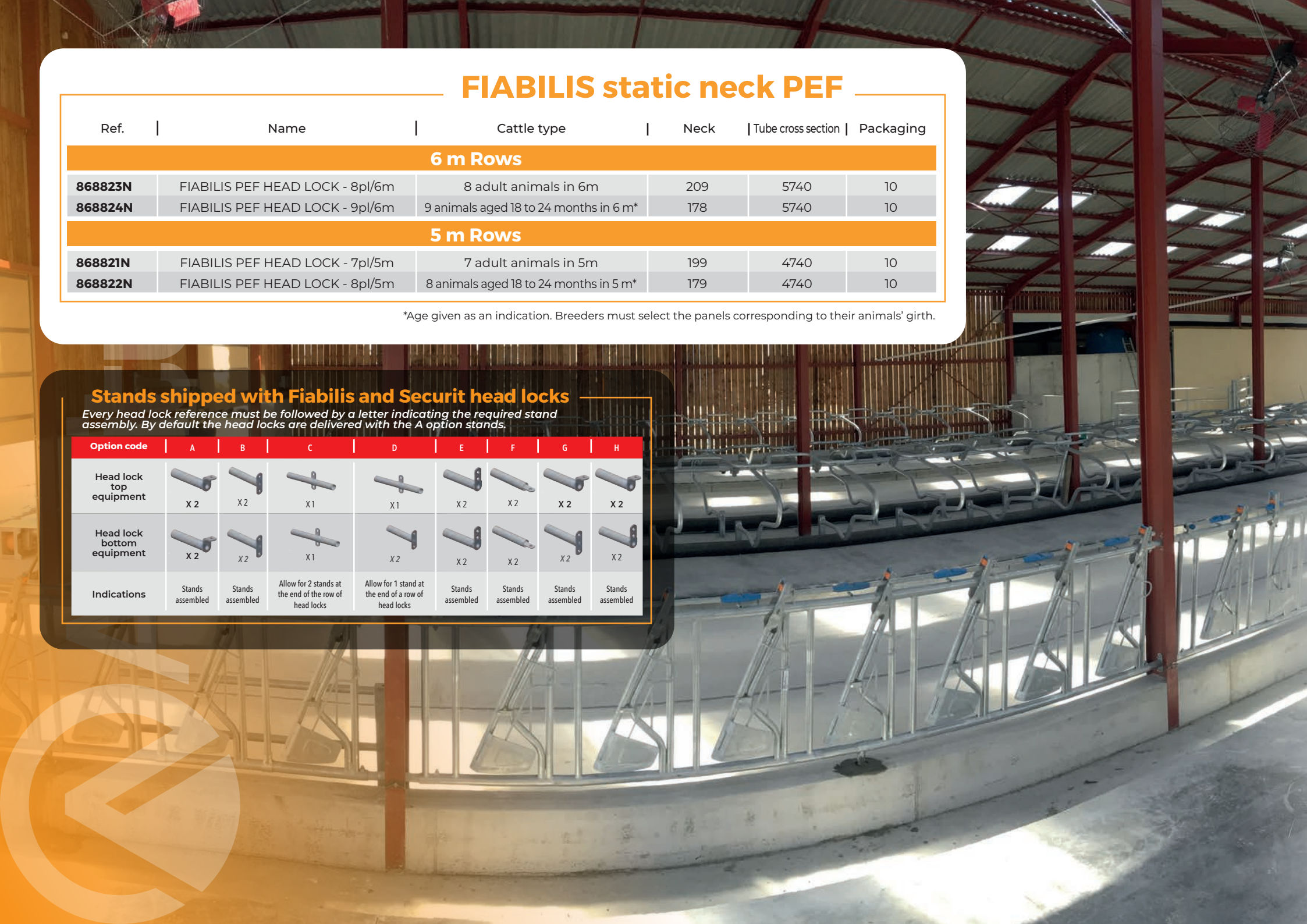
Ref.	Name	Cattle type	Neck	Tube cross section	Packaging
6 m Rows					
868823N	FIABILIS PEF HEAD LOCK - 8pl/6m	8 adult animals in 6m	209	5740	10
868824N	FIABILIS PEF HEAD LOCK - 9pl/6m	9 animals aged 18 to 24 months in 6 m*	178	5740	10
5 m Rows					
868821N	FIABILIS PEF HEAD LOCK - 7pl/5m	7 adult animals in 5m	199	4740	10
868822N	FIABILIS PEF HEAD LOCK - 8pl/5m	8 animals aged 18 to 24 months in 5 m*	179	4740	10

*Age given as an indication. Breeders must select the panels corresponding to their animals' girth.

Stands shipped with Fiabilis and Securit head locks

Every head lock reference must be followed by a letter indicating the required stand assembly. By default the head locks are delivered with the A option stands.

Option code	A	B	C	D	E	F	G	H
Head lock top equipment	 X 2	 X 2	 X 1	 X 1	 X 2	 X 2	 X 2	 X 2
Head lock bottom equipment	 X 2	 X 2	 X 1	 X 2	 X 2	 X 2	 X 2	 X 2
Indications	Stands assembled	Stands assembled	Allow for 2 stands at the end of the row of head locks	Allow for 1 stand at the end of a row of head locks	Stands assembled	Stands assembled	Stands assembled	Stands assembled



Suitable for all buildings

FIABILIS with adjustable neck PER (the breeder's favourite)

Ref.	Name	Cattle type	Max neck	Tube cross section	Packaging
6 m Rows					
868803N	FIABILIS PER HEAD LOCK - 8pl/6m	8 adult animals in 6m	340	5740	10
868804N	FIABILIS PER HEAD LOCK - 9pl/6m	9 animals aged 18 to 24 months in 6 m*	255	5740	10
868805N	FIABILIS PER HEAD LOCK 10pl/6m	10 animals aged 8 to 12 months in 6 m*	185	5740	10
5 m Rows					
868800N	FIABILIS PER HEAD LOCK - 6pl/5m	6 adult animals in 5m	280	4740	10
868801N	FIABILIS PER HEAD LOCK - 7pl/5m	7 adult animals in 5m	290	4740	10
868802N	FIABILIS PER HEAD LOCK - 8pl/5m	8 animals aged 18 to 24 months in 5 m*	205	4740	10
868830N	FIABILIS PER HEAD LOCK - 9pl/5m	9 animals aged 18 to 24 months in 5 m*	188	4740	10
4 m Rows					
868806N	FIABILIS PER HEAD LOCK - 5pl/4m	5 adult animals in 4m	260	3740	10
868807N	FIABILIS PER HEAD LOCK - 6pl/4m	6 adult animals in 4m	178	3740	10
Other models					
860057N	FIABILIS PER HEAD LOCK - 7pl/5.40m	7 adult animals in 5.40m	340	5150	10
868814N	FIABILIS PER HEAD LOCK - 7pl/4.75m	7 animals aged 18 to 24 months in 4.75 m*	255	4500	10
868815N	FIABILIS PER HEAD LOCK - 7pl/4.55m	7 animals aged 12 to 18 months in 4.55 m*	205	4300	10
868813N	FIABILIS PER HEAD LOCK - 6pl/4.40m	6 adult animals in 4.40m	260	4150	10
868812N	FIABILIS PER HEAD LOCK - 5pl/3.50m	5 adult animals in 3.50m	210	3250	10
868808N	FIABILIS PER HEAD LOCK 4pl/3.05m	4 adult animals in 3.05m	290	2800	10
868809N	FIABILIS PER HEAD LOCK - 3pl/2.10m	3 adult animals in 2.10m	200	1820	10
868811N	FIABILIS PER HEAD LOCK - 2pl/1.60m	2 adult animals in 1.60m	202	1350	10
868810N	FIABILIS PER HEAD LOCK - 1pl/1m	1 adult animals in 1 m	220	740	10

*Age given as an indication. Breeders must select the panels corresponding to their animals' girth.

"This is the most cost effective solution for heifers"

More places

With more space per linear metre, this head lock has a benefit in terms of profitability when equipping buildings reserved for young cows, which do not justify the same level of investment as high-productivity cows. It allows a higher load.

















Learning

The heifers will be able to learn the entry/exit movement and experience the head locks before moving to the productive building fitted with adult head locks. It guarantees peace of mind and therefore safety for both the cows and the breeder.



Stands shipped with Fiabilis and Securit head locks

Every head lock reference must be followed by a letter indicating the required stand assembly. By default the head locks are delivered with the A option stands.

Option code	A	B	C	D	E	F	G	H
Head lock top equipment	 X 2	 X 2	 X 1	 X 1	 X 2	 X 2	 X 2	 X 2
Head lock bottom equipment	 X 2	 X 2	 X 1	 X 2	 X 2	 X 2	 X 2	 X 2
Indications	Stands assembled	Stands assembled	Allow for 2 stands at the end of a row of head locks	Allow for 1 stand at the end of a row of locking yokes	Stands assembled	Stands assembled	Stands assembled	Stands assembled

The sliding shaft locking head lock, suitable for small heifers and hornless cows.


SECURIT adjustable neck PER

Ref.	Name	Cattle type	Max neck	Tube cross section	Packaging
6 m Rows					
866006N	SECURIT PER HEAD LOCK - 8pl/6m	8 adult animals	230	5740	10
866007N	SECURIT PER HEAD LOCK - 9pl/6m	9 18 to 24 month animals	200	5740	10
866008N	SECURIT PER HEAD LOCK - 10pl/6m	10 8 to 12 month animals	170	5740	10
866009N	SECURIT PER HEAD LOCK - 12pl/6m	12 8 to 12 month animals	140	5740	10
5 m Rows					
866001N	SECURIT PER HEAD LOCK - 6pl/5m	6 adult animals	230	4740	10
866002N	SECURIT PER HEAD LOCK - 7pl/5m	7 adult animals	220	4740	10
866003N	SECURIT PER HEAD LOCK - 8pl/5m	8 18 to 24 month animals	180	4740	10
866004N	SECURIT PER HEAD LOCK - 9pl/5m	9 18 to 24 month animals	160	4740	10
866005N	SECURIT PER HEAD LOCK - 10pl/5m	10 18 to 24 month animals	150	4740	10
4 m Rows					
866010N	SECURIT PER HEAD LOCK - 5pl/4m	5 adult animals	240	3740	10
866011N	SECURIT PER HEAD LOCK - 6pl/4m	6 adult animals	210	3740	10
866012N	SECURIT PER HEAD LOCK - 7pl/4m	7 12 to 18 month animals	150	3740	10
866013N	SECURIT PER HEAD LOCK - 8pl/4m	8 2 to 6 month animals	140	3740	10
Other models					
866014N	SECURIT PER HEAD LOCK - 4pl/3m	4 adult animals in 3m	220	2740	10
866015N	SECURIT PER HEAD LOCK - 5pl/3m	5 adult animals in 3m	170	2740	10
860058N	SECURIT PER HEAD LOCK - 6pl/3.60m	6 12 to 18 month animals in 3.60 m	200	3340	10
860307N	SECURIT PER HEAD LOCK - 1pl/1.60m	2 adult animals in 1.60m	240	1350	10
860306N	SECURIT PER HEAD LOCK - 1pl/1m	1 adult animals in 1 m	240	740	10

*Age given as an indication. Breeders must select the panels corresponding to their animals' girth.

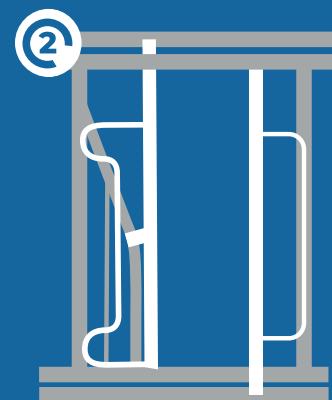


Operation:



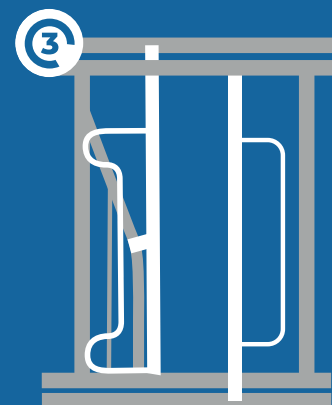
Fully open

To provide maximum width for the head passage in the top and bottom parts.



Locked

For a more comfortable position at the feeding table, letting the neck extend to take advantage of the full ration.



Tightened lock

For maximum safety.

HEAD LOCK

BOVILIB

PRIM'HOLSTEIN

MONTBELIARDE

NORMANDE

SIMMENTAL

BROWN SWISS

JERSEY

& OTHER DAIRY BREEDS

The BOVILIB double sliding frame head lock was developed alongside farmers. Providing both the highest safety and flexibility of use, it is particularly appreciated in selected breed farms.

Choice of neck width

The removable, sliding double frame makes it possible to vary the neck between 6 positions.

Maximum safety

The fully open position gives self-service access and reduces the risk of accidents.

Flexibility and fluidity

The double frame slide system is completely fluid and easy to handle. It can be used continuously and effortlessly depending on the needs.





HEAD LOCK

BOVILIB

A unique two-control system that is easy to use and perfectly protected from the animals.

- The pendulum locking and release is controlled by a two-position handle.

- The sliding frame is controlled by a lever at the end of the panel, making it possible to adjust the width to 6 different neck sizes:

16 - 19 - 21 - 24 - 27 cm

+ a maximum clearance position.

|| A high-end head lock
for my champions. ||



HEAD LOCK

BOVILIB

The right neck width for younger animals, the right neck width for adult cows, BOVILIB adapts to your animal sizes.

BOVILIB with variable neck

Ref.	Name	Cattle type	Tube cross section	Min neck	Max neck	Packaging
6 m Rows						
866125	Bovilib II 8 places / 6 m	8 adult animals	5740	170	340	5
866126	Bovilib II 9 places / 6 m	9 18 to 30 month animals	5740	170	340	5
866127	Bovilib II 10 places / 6 m	10 12 to 18 month animals	5740	160	295	5
5 m Rows						
866122	Bovilib II 6 places / 5 m	6 adult animals	4740	170	340	5
866123	Bovilib II 7 places / 5 m	7 adult animals	4740	170	340	5
866124	Bovilib II 8 places / 5 m	8 18 to 30 month animals	4740	145	310	5
4 m Rows						
866120	Bovilib II 5 places / 4 m	5 adult animals	3740	170	340	5
866121	Bovilib II 6 places / 4 m	6 18 to 30 month animals	3740	170	340	5
Other models						
866119	Bovilib II 4 places / 3 m	4 adult animals in 3m	2800	140	330	5
866118	Bovilib II 3 places / 2 m	3 adult animals in 2m	1740	140	270	5
866129	Bovilib II - 2 places / 1m60	2 adult animals in 1.60m	1350	150	345	5
866128	Bovilib II 1 place / 1 m	1 adult animal in 1 m	740	180	345	5

*Age given as an indication. Breeders must select the panels corresponding to their animals' girth.



Top entry "head up"

The absence of a structure at the top of the panel allows the cows to enter the space upright, head up, without having to learn how to turn their head to enter and exit. It also allows horned cows to enter without hindrance.



HEAD LOCK

DAIRY PVB

PRIM'HOLSTEIN

MONTBELIARDE

NORMANDE

SIMMENTAL

BROWN SWISS

JERSEY

& OTHER DAIRY BREEDS

**For horned or hornless dairy breeds.
Especially appreciated in the PGI zones, it is an essential
and historic reference in the Nordic countries.**



**Bottom
locking**



The technical concept of this head lock makes it original. This system without a top structure houses all the locking devices at the bottom of the panel. Thus the animal withers and ears never come into contact with the lock mechanism. This head lock is extremely safe for the animals, even particularly heavy and powerful cows.



It makes it easier to identify the animals and their behaviour, and better detect heat.

Maximum visibility

This head lock has been designed to give farmers the best possible view of their livestock.

Easy passage for the farmer

The stall housing can be accessed by simply stepping over an open space.

Access to the animals from the feed alley

The Dairy PVB head lock makes it possible to act on the neck and back of the animals from the feeding table without having to enter the stall housing. It is ideal for the application of external antiparasitics, for example.

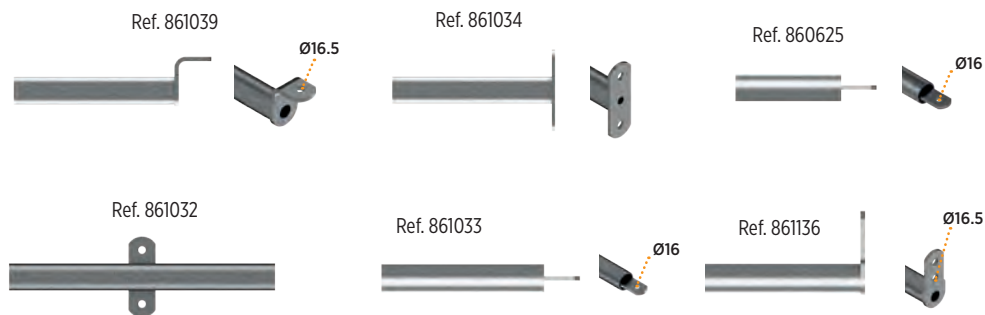
Easy and safe individual release

It is operated effortlessly using a stick or a pitchfork to unlock the pendulum and raise it using its ring, all without the hands approaching anywhere near the horns.


DAIRY PVB with bottom locking

Ref.	Name	Number of wall stiffeners	Neck	Spacing	Packaging
6 m Rows					
860613*	DAIRY COW PVB - 8pl/6m	3	210 to 234	685	5
860614*	DAIRY COW PVB - 9pl/6m	3	183	603	5
5 m Rows					
860610*	DAIRY COW PVB - 7pl/5m	2	208 to 251	626	5
860611	DAIRY COW PVB - 8pl/5m	2	180	555	5
4 m Rows					
860616*	DAIRY COW PVB - 5pl/4m	2	214	689	5
860617	DAIRY COW PVB - 6pl/4m	2	198	574	5
Other models					
860622*	DAIRY COW PVB - 1pl/1m	-	197 to 242	-	5
860618*	DAIRY COW PVB - 4pl/3m	1	188	606	5

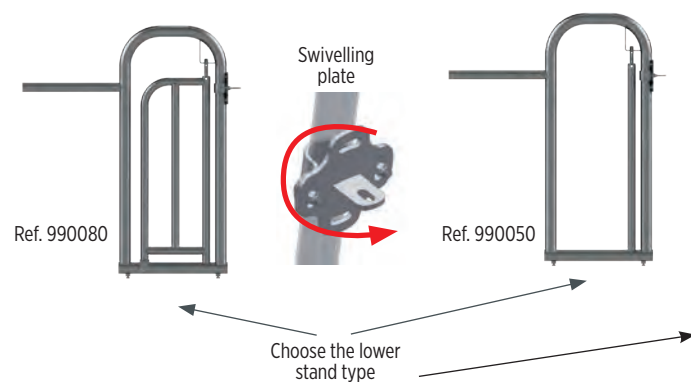
*Last place adjustable for a bull




Ref.	Stands
861039	Offset stand
861034	Plate-mounted stand
861032	Ecofix stand
861033	Adjustable Collar Panel (P.E.R.) bracket
861136	Bracket stand
860625	Adjustable Collar Panel (P.E.R.) bracket Dairy PVB



Ref.	Extended stands	
861922	Long offset stand	A
861923	Long plate-mounted stand	B
861924	Long P.E.R. stand	C
861925	Long bracket stand	D
861926	Diameter 49 bar + 2 49/49 coupling clamps	E



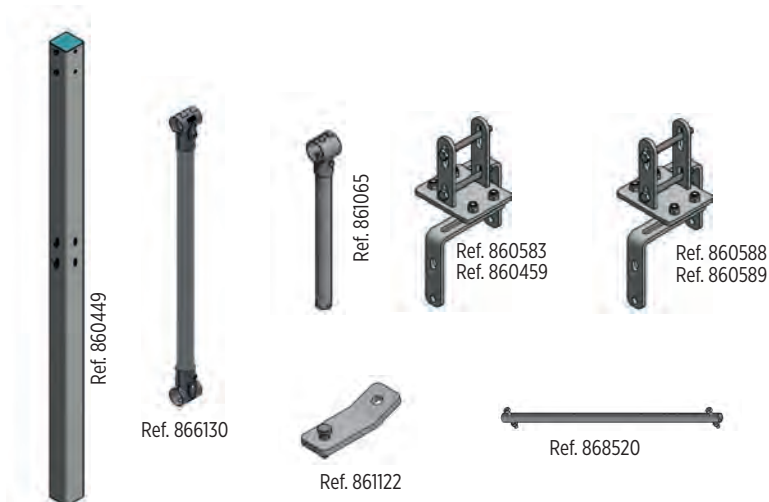
Ref.	Workman access
990080*	Workman access for cattle head lock with gate
990050*	Workman access for cattle head lock without gate
990054	Individual gate for workman access



** Each reference must be followed by a letter corresponding to the required lower stand. If not indicated the workman access will be shipped with stand A.*



CATTLE HEAD LOCK ACCESSORIES



Ref.	Accessories
861122	Head lock flat sloping bar (per pair)
868520	Rail coupling (Ø20 tube)
860449	100*100*4 post - 2m25 - drilled + 4 screws (for ecofix stand)
861065	Head lock central stiffener (clamp+tube Ø42)
860583	P.V.B. stiffener 80 X 80 beam - 100/150 mm
860459	P.V.B. stiffener 80 X 80 beam - 160/250 mm
860588	Head lock stiffener Ø60 - 100/150 mm
860589	Head lock stiffener Ø60 - 160/250 mm
866130	Bovilib II bull bar



















Ref.	Clamps
861084	42 x 27 claw clamp, each
861083	42 x 42 claw clamp, each
861068	49 x 49 clamp, each
867510	60 x 42 claw clamp, each
861082	60 x 42 clamp for operating, each
867501	42 x 60 guide clamp, each
867502	60 x double 49 clamp, each



Ref.	Other accessories
861036	Operating lever
867509	Movement blocker with handle, each
860016	P.V.B. Robust ratchet with spring, each
868612	Fiabilis Shaft (Pin), each
860109	Clip-on rubber sound damping buffer, each

Stands supplied with the MBO self-service

Every head lock reference must be followed by a letter indicating the required stand assembly. By default the head locks are delivered with the A option stands.

Option code	A	B	C	D	E	F	G	H
Head lock top equipment	 X 2	 X 2	 X 1	 X 1	 X 2	 X 2	 X 2	 X 2
Head lock bottom equipment	 X 2	 X 2	 X 1	 X 2	 X 2	 X 2	 X 2	 X 2
Indications	Stands assembled	Stands assembled	Allow for 2 stands at the end of the row of head locks	Allow for 1 stand at the end of a row of head locks	Stands assembled	Stands assembled	Stands assembled	Stands assembled

Specifications

- Model manufactured using Ø 60 and Ø 42 tubes
- Adjustable end fitting to vary the length
- Spacing between the diagonal bars: 0.40 m
- Central stiffener shipped with the 3 m, 4 m, 5 m and 6 m panels (must be embedded)

SELF-SERVICE PANELS MBO

MBO diagonal bar panels are the best compromise between simplicity/robustness/ease of head passage. They are suitable for dairy farms that do not need to restrain cows at the feed table using head locks. These models are to be preferred on farms where a full ration is distributed.

MBOs are available in two versions, with either 50cm spaces for adult cows or 40cm spaces for heifers.

Ref.	M.B.O.	Tube section	Packaging
860502	M.B.O. 6 m (12 places)	5740	10
860501	M.B.O. 5 m (10 places)	4740	10
860053	M.B.O. 4.75 m (9 places)	4500	5
860051	M.B.O. 4.5 m (9 places)	4320	5
860503	M.B.O. 4 m (8 places)	3740	5
860052	M.B.O. 3.5 m (7 places)	3320	5
860511	M.B.O. 3 m (5 places)	2740	5

Ref.	M.B.O. Heifers	Tube section	Packaging
860553	M.B.O.G. 6 m (15 places)	5740	10
860552	M.B.O.G. 5 m (12 places)	4740	10
860550	M.B.O.G. 4 m (9 places)	3740	5
860551	M.B.O.G. 3 m (6 places)	2740	5

They provide the classic animal containment functions during feed distribution.

- Separation of the free stall housing or straw-bedded area from the feed table in order to keep it clean, thus limiting refusals and wastage.
- Regulation of cow movements at the feed table to provide even ration intake by all cows, thus limiting dominance effects.
- Effective stall housing closure so that no animals can cross the feed table. The gap between the bars and their diagonal shape prevents cows and even heifers from passing in any situation.
- Central reinforcement on each panel for extra rigidity*

(*) must be embedded

The cubicles are positive for dairy farms.

- Maximum comfort for the cows with individual places to lie down and chew without being disturbed.
- Better individual monitoring.
- Better general health (hooves and udders).
- A drier rest area makes it easier for the animals to enter and lie down, prevents slipping and makes it easier for them to exit.





CUBICLES

FOR DAIRY COWS

Cubicles: an item of equipment that has evolved and spread rapidly on farms to improve dairy performance, general cowshed cleanliness and reduce the need for straw bedding.

Our range of cubicles has been designed and developed with users in mind to provide maximum comfort and safety for the animals. The different ergonomic shapes of our models are suitable for all sizes of dairy breeds. Our models can be used with both Jersey and Simmental breeds.

3 families of Agritubel cubicles

- Post-mounted cubicles - Adjustable height
Agriconfort - Madison - Germania - Euronorme - Qualitagri
- Height and width adjustable cubicles
Madison - Germania - Euronorme - Qualitagri
- Static cubicles for embedding or plate mounting.
Cordoba - Madison



|| Since I installed Agriconfort cubicles, my cows lie down more often and are calmer. ||




CUBICLES ON ADJUSTABLE HEIGHT POSTS

AGRICONFORT

Suitable for all large and small dairy breeds, this cubicle is the most popular with today's livestock building standards. It can be installed in all buildings and can accommodate all types of bedding. During its development, it was tested for extended periods of time in several farms across Europe.

The height adjustment makes it possible to use different mat or mattress bedding models.
This cubicle's ergonomic shape does not cause contact with the animals, and eliminates the risks of bruising or injury.
The AGRICONFORT cubicle is popular for high performance herds.



AGRICONFORT

Height adjustable, it can be mounted on posts in a single row, facing a wall, in a double back to back or face to face row, with the addition of a sinusoid "comfort type" wither bar.

HEIGHT ADJUSTABLE POST MOUNTED CUBICLES

AGRICONFORT

Ref.	Single row
860297	Agriconfort side wall, length 2m
860298	Square 80x80 post, plate-mounted, length 400mm
867515	Single square clamp 80/60 (allow for one per post)
860086	Ø 60 plate-mounted post (allow for one post every 10 places)
860048	Zinc plated 12/110 anchor pin - Box of 50
863926	Comfort head rail - 1m20
863927	Comfort head rail - 1m25
863035	Solid 60/49 anti-rotation clamp (for Comfort head rail)
863712	Diameter 49 tube for head rails, length 6m, hammered
863020	60/49 solid flange clamp

Ref.	Double row (face to face)
860297	Agriconfort side wall, length 2m
863020	60/49 solid flange clamp
863712	Diameter 49 tube for head rails, length 6m, hammered
860298	Square 80x80 post, plate-mounted, length 400mm
867515	Single square clamp 80/60 (allow for one per post)
860086	Ø 60 plate-mounted post (allow for one post every 10 places)
860299	3-tube sleeves
860048	Zinc plated 12/110 anchor pin - Box of 50
863926	Comfort head rail - 1m20
863927	Comfort head rail - 1m25
863035	Solid 60/49 anti-rotation clamp (for Comfort head rail)



GERMANIA Ø60 mm - thickness 3.2 mm


Their shape and thickness make these products provide high quality and strength for large breeds: Montbéliarde, Normande, Simmental, ...

It is especially appreciated by German farmers.

GERMANIA Adjustable cubicle

863851

Germania side wall, length 2 m



HEIGHT ADJUSTABLE POST MOUNTED CUBICLES




MADISON Ø60 mm - thickness 2.9 mm

This model is designed for adult cows and has a large front clearance, making it easy for animals to get up and lie down. It lets the cows turn their heads inside their cubicle. This model is mainly used for Prim'Holstein herds.

MADISON adjustable cubicle

863660

Madison side wall, length 2 m





HEIGHT ADJUSTABLE POST MOUNTED CUBICLES

EURONORME Ø60 mm - thickness 2.9 mm

This model has long proven its worth and offers maximum space for cow comfort. Its simple shape and sturdiness are suitable for small and large dairy cows.

Ref.

EURONORME adjustable cubicle

863650

Individual Euronorme side wall, length 2 m

QUALITAGRI Ø60 mm - thickness 2.9 mm

This historic model was the first to be developed alongside farmers. It is currently reserved for farms that are already equipped.

Ref.

QUALITAGRI adjustable cubicle

863675

Qualitagri side wall, length 2 m

Ref.

ROUND POST - DIAM 76**863027**

Diameter 76 embedded post, length 1.70 m

860065

Plate-mounted diameter 76 post, length 1.45 m

860048

Zinc plated 12/110 anchor pin - Box of 50

Single clamp
Ref. 867511Double clamp
Ref. 867512

Hammered head rail

Single U-clamp
60/4960/49
solid flange
clamp

Ref. 863027



Ref. 860065

Embedded
300 mm

Ref.

Single or double shell**867511**

Single clamp 76 x 60 allow for 2 per post, each

867512

Double clamp 76 x 60 allow for 2 per post, each

Ref.

Options**863020**

60/49 solid flange clamp

863005

60/49 single clamp

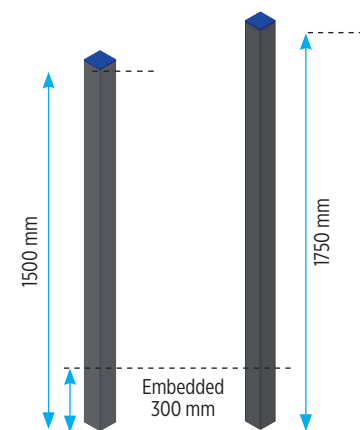
863712

Diameter 49 tube for head rails, length 6 m, hammered




ACCESSORIES FOR POST-MOUNTED CUBICLES

Ref.	SQUARE POST - 80X80
863008	Square size 80 embedded post, length 1.50 m
863021	Plate-mounted size 80 square post, length 1.20 m
863704	Square size 80 embedded post, length 1.75 m
863720	Plate-mounted size 80 square post, length 1.45 m
860048	Zinc plated 12/110 anchor pin - Box of 50




Ref. 863008

Ref. 863704



Ref. 863021



Ref. 863720

Ref.	Single or double shell
867515	Single square 80/Ø60 clamp allow for 2 per post, each
867516	Double square 80/Ø60 clamp allow for 2 per post, each



Single clamp
Ref. 867515



Double clamp
Ref. 867516



HEIGHT AND WIDTH ADJUSTABLE CUBICLES

MADISON GERMANIA EURONORME QUALITAGRI

These cubicle models can also be fitted to gates made with round or square tubes. This assembly makes your layout scalable, making it possible to adjust the width from 1 m to 1.30 m per place.

The technical advantage of this assembly is that it optimises the number of square metres per animal lying down. There can be different types of livestock in the same building: cows / dry cows / heifers and the building use can even be changed without changing the cubicles.

GERMANIA Adjustable cubicle

863851

Germania side wall, length 2 m

Ref.

EURONORME adjustable cubicle

863650

Individual Euronorme side wall, length 2 m

MADISON adjustable cubicle

863660

Madison side wall, length 2 m

Ref.

QUALITAGRI adjustable cubicle

863675

Qualitagri side wall, length 2 m

ACCESSORIES FOR ALL TYPES OF CUBICLE

Ref.

Wall fixing tip

863615

Cubicle wall fixture end for diameter 60 cubicle

863610

Strengthening counter-plate, drilled with 4 holes and screws

- Ø 70 end fitting, with plate pre-drilled with 4 holes
- Compatible with Qualitagri, Madison, Euronorme and Germania side walls
- Strengthening counter-plate

Ref. 863615



Ref. 863610

Ref.

Front beam support

869107

1/2 wall attachment for square size 60 front beam (2 per wall)

- For square size 60 beam



Ref. 869107

Ref.

Protection bar


863611

Diameter 42, 6.80 m long, hammered tube

863616

Fixing adaptable to posts using a U-clamp (every 2 posts) - 80*80 square

- Fixing adaptable to posts using a U-clamp (every 2 posts)
- For adjustable post-mounted cubicles



Ref. 863616

Ref.

Advance limiter

863705

Adaptable advance limiter support for diameter 60 cubicle + 1/2 solid flange clamp

863708

Diameter 60, 3 m long, hammered tube

863709

Solid diameter 60 1/2 clamp (Includes two bolts and two nuts)

- Only for Euronorme and Madison cubicles
- To fix a Ø 60 tube or a board



Ref.

Head rail support

869104

Adjustable wall fixing for head rail (allow 1 single flange or 1 flange clamp)

869103

Fixed wall attachment for head rail

863005

60/49 single clamp

863020

60/49 solid flange clamp

Ref. 869104



Ref. 869103



Ref. 863020



Ref. 863005

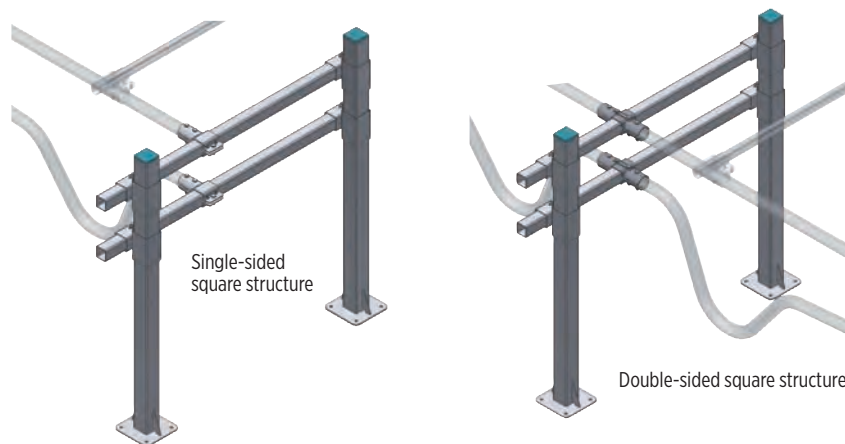


CUBICLE ACCESSORIES

ADJUSTABLE HEIGHT & WIDTH


SQUARE TUBE SUPPORT

Ref.	80/60 SQUARE TUBE SUPPORTING STRUCTURE
863008	Square size 80 embedded post, length 1.50 m
863021	Plate-mounted size 80 square post, length 1.20 m
863704	Square size 80 embedded post, length 1.75 m
863720	Plate-mounted size 80 square post, length 1.45 m
860048	Zinc plated 12/110 anchor pin - Box of 50
867517	Single square clamp 60/Ø60 allow for 2 per side wall, each
867518	Double square shell clamp 60/Ø60 2 for 2 side walls facing each other, each
863010	Hammered front size 60 square beam (2/cubicle) (6 m bar)
863605	Individual square size 90 and size 70 cross piece (2/post)



ROUND TUBE SUPPORT

Ref.	Ø 76/60 ROUND TUBE SUPPORTING STRUCTURE
863027	Diameter 76 embedded post, length 1.70 m
860065	Plate-mounted diameter 76 post, length 1.45 m
860048	Zinc plated 12/110 anchor pin - Box of 50
867513	Single Ø 60 clamp, 2 per side wall, each
867514	Double Ø 60 clamp, 2 for 2 side walls facing each other, each
863706	Hammered Ø 60 tube (6 m bar)
863076	Solid Ø 76 x 60 mm clamp (for cross pieces), 2 per post



Ref.	Accessories
863020	60/49 solid flange clamp
863005	60/49 single clamp
863712	Diameter 49 tube for head rails, length 6 m, hammered

PLATE-MOUNTED MADISON

This model has the same qualities and technical benefits as its predecessor, the Madison post-mounted cubicle. The advantage of this model is its easy installation.

- Diameter 60 tube, 2.9 mm thick




Single
U-clamp
60/49



60/49
solid
flange
clamp



Hammered
wither bar



Ref.	PLATE-MOUNTED MADISON
863645	Madison plate-mounted side wall, length 2.05 m
863020	60/49 solid flange clamp
863005	60/49 single clamp
863712	Diameter 49 tube for head rails, length 6 m, hammered




STATIC CUBICLES


CORDOBA

This cubicle is best suited to small dairy breeds. It is available in two versions:

- **Cordoba for embedding:**
directly in the concrete.
- **Plate-mounted Cordoba:**
the plate-mounting facilitates installation operations.



Ref.	CORDOBA FOR EMBEDDING
863630	Cordoba embedded side wall, length 2.05 m
863020	60/49 solid flange clamp
863005	60/49 single clamp
863712	Diameter 49 tube for head rails, length 6 m, hammered



Ref.	PLATE-MOUNTED CORDOBA
863635	Cordoba plate-mounted side wall, length 2.05 m
863020	60/49 solid flange clamp
863005	60/49 single clamp
863712	Diameter 49 tube for head rails, length 6 m, hammered



Single
U-clamp
60/49



60/49
solid flange
clamp



Hammered
head rail



PARTITION PANELS FOR CUBICLES

LV2 PANEL ON CUBICLE

To manage and separate batches of production or dry cows. Without having to rebuild the building.

This equipment makes it easy to create a division in the row of cubicles, creating a barrier that can be opened from either end, and in any direction, by hand, just by removing the two pins on the side to be opened.



LV2 PANEL: 2 size 60 tubes

with fixing clamps at both ends. Frame with static + variable part to exactly adjust to the distance between the cubicles when installing.



Ref.

CUBICLE FIXING

860075

LV2 panel fixing Ø 60 for cubicles

Ref.

LV2 PANEL

860703

L.V.2 panel, length 1/2 m

860700

L.V.2 panel, length 2/3 m

860701

L.V.2 panel, length 3/4 m

860702

L.V.2 panel, length 4/5 m

860704

L.V.2 panel, length 5/6 m




PARTITION PANELS FOR CUBICLES

LV2 PARTITION PANEL ON A GATE

Upward sliding partition panel system to create a static division in the row of cubicles. Installed on posts to be embedded or mounted on a plate. The panel is effortlessly raised and lowered using a perfectly smooth system consisting of steel counterweights, galvanised steel cables and pulleys on wear-proof bearings.

It is operated manually and remains naturally balanced in the assigned position (open or closed) without locking, as animals are unable to open it.



Ref.	2-TUBE PARTITION PANELS
860121	LV2 sectional panel 2.40/3.40m
860122	LV2 sectional panel 3.40/5.30m
860124	Plate-mounted post, length 4m00 - each
860125	Bare post to fix (to be fixed using reference 860123), length 4m00 - each
860126	Embedded post, length 4m50 - each
860123	Wall fixing - 1 per post - each



PANELS AND GATES

VARIABLE LENGTH FOR DAIRY HOUSING

Agritubel has a range of tube systems for housing design, space delimitation, animal and human flow patterns, with constant attention to the comfort and safety of all.

They have a variable length section, and are easy to assemble and adjust to your building.



PANELS

They are suitable for separating batches of animals and allow occasional opening. They open in both directions and at both ends. They are fixed to walls or on posts using various suitable accessories.

GATES

Easier to use for routine passageways, the barriers are available in self-locking or manual versions. They are best used for the protection of building gates, movement corridors and the waiting area.



PANELS AND GATES

L.V.3 MODELS

Ref.	INDIVIDUAL PARTS
860017	L.V.3. back - 1 m (1/2), 1 brace
860018	L.V.3. back - 1.50 m (2/3), 1 brace
860019	L.V.3. back - 2.50 m (3/4), 1 brace
860020	L.V.3. back - 3.50 m (4/5), 2 braces
860021	L.V.3. back - 4.50 m (5/6), 2 braces
860022	L.V.3. back - 5.74 m (6/7), 3 braces
861513	Standard L.V.3. gate front (1.00 m)
861514	Standard L.V.3. gate front (1.70 m)
860149	Standard L.V.3. panel front (1.70 m)


Ref.	SPECIFIC L.V.3 FRONTS
861515	L.V.3 gate front, 2.50 metres
860033	L.V.3 panel front, 2.50 metres
860032	L.V.3 front nozzle cut-out
860031	L.V.3 front drinking bottle cut-out
990076	LV3 front worker access with built-in gate

FOR DAIRY HOUSING

The 3-tube models are the most lightweight and easiest to handle. The panels are recommended for horse breeding or as gate protection. They are recommended for small cows and are also suitable for horses. The gates are fitted with a 28 diameter bolt with a non-return system.

Available fronts:

- Drinker space (nozzle and trough)
- Workman access with built-in gate.



L.V.3 panel

L.V.3 gate

Ref.	L.V.3 COMPLETE PANELS	Packaging
860136	Complete L.V.3. panel - 1/2 m 1 brace	15
860137	Complete L.V.3. panel - 2/3 m 1 brace	15
860138	Complete L.V.3. panel - 3/4 m 1 brace	15
860139	Complete L.V.3. panel - 4/5 m 2 braces	15
860140	Complete L.V.3. panel - 5/6 m 2 braces	15
860141	Complete L.V.3. panel - 6/7 m 3 braces	15

Ref.	COMPLETE L.V.3 GATE	Packaging
861516	Complete L.V.3. gate - 1/2 m 1 brace	15
861517	Complete L.V.3. gate - 2/3 m 1 brace	15
861518	Complete L.V.3. gate - 3/4 m 1 brace	15
861519	Complete L.V.3. gate - 4/5 m 2 braces	15
861520	Complete L.V.3. gate - 5/6 m 2 braces	15
861521	Complete L.V.3. gate - 6/7 m 3 braces	15



PANELS AND GATES

FOR DAIRY HOUSING

L.V.4 MODELS

The LV4 models, consisting of 4 superimposed tubes with 363mm spacing, are suitable for all dairy breeds. The animals can pass their heads without getting stuck.


They are recommended for cow alleys, milking parlour waiting areas and isolation (insemination/calving) pens.

They are available in lengths from 1 to 7m with a standard 1.70m variable length front for adjustment. The LV4 models offer a wide range of configurations, drinker spaces, built-in gates, etc.





L.V.4 front nozzle cut-out



Front worker access with L.V.4 gate




Gate stopper

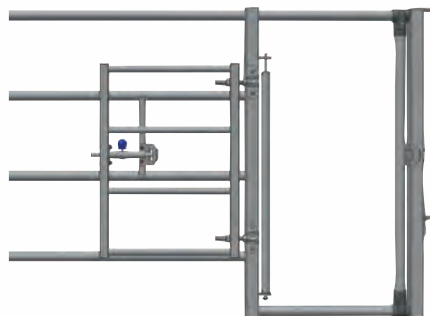
U-Clamp




L.V.4 double tip element



L.V.4 front drinking bottle cut-out Ref. 990027




L.V.4. front calf passage




Front cow passage with gates

Ref. 990060




Cow passage panel with gates


Ref. 900027



L.V.4. back

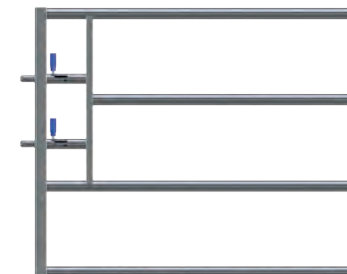


L.V.4 Front insemination head lock



L.V.4 Standard front gate

Ref. 861615



L.V.4 Auto-block front gate

Ref. 860357



L.V.4 MODELS

CONFIGURATIONS THAT SIMPLIFY FARMERS' LIVES

Design your gate or modular panel using the different configurations depending on your buildings and activities.

■ To integrate with the building's equipment:

- Drinker space on nozzle
- Wall or post mounted drinker space

■ For farmer safety:

- Worker access

■ To control the flow:

- Calf passage
- Cow passage with double gates
- Cow passage with adjustable gate

■ For safe animal care:

- Insemination head lock space

Ref.	FRONT GATES
861614	L.V.4 standard front gate - 1m00
861615	L.V.4. standard front gate - 1m70
861616	L.V.4. standard front gate - 2m50
860357	L.V.4 front gate - Auto-block - 1m70
860358	L.V.4 front gate - Auto-block - 2m50

Ref.	FRONT PANELS
990128	L.V.4. front panel - 1m00
990006	L.V.4. front panel - 1m70 standard
990008	L.V.4. front panel - 2m50
860340	L.V.4 front calf sorting alley
990026	L.V.4 FRONT with nozzle cut-out
990027	L.V.4 FRONT with drinker space
990086	L.V.4 insemination head lock front
990061	Set of gates for cow passage
990027	Cow passage panel alone with 2 gates
990066	Cow passage gate stopper
990064	0m90 to 1m30 adjustable cow passage
990063	U-clamp for size 60 square
990060	LV4 adjustable front cow passage with 2 gates
990062	LV4 adjustable front cow passage without gates




Ref.	DOUBLE TIPPED ELEMENTS
990083	Double tipped L.V.4 element - 1m00
990084	Double tipped L.V.4 element - 1m50
990131	Double tipped L.V.4 element - 2m00
990087	Double tipped L.V.4 element - 2m50
990132	Double tipped L.V.4 element - 3m00
990074	Double tipped L.V.4 element - 3m50
990133	Double tipped L.V.4 element - 4m00
990088	Double tipped L.V.4 element - 4m50

Ref.	STANDARD BACKS
990090	L.V.4 back - 0m50, 1 brace
990018	L.V.4 back - 1m00 (1/2), 1 brace
990001	L.V.4 back - 1m50 (2/3), 1 brace
990002	Back L.V.4 - 2m50 (3/4), 1 brace
990003	Back L.V.4 - 3m50 (4/5), 2 braces
990004	Back L.V.4 - 4m50 (5/6), 2 braces
990019	Back L.V.4 - 5m74 (6/7), 3 braces

Ref.	SPECIAL BACKS
990001S	L.V.4 back - 2m00, 1 brace
990002S	L.V.4 back - 3m00, 1 brace
990004S	L.V.4 back - 4m00, 2 braces
990005S	Back L.V.4 - 5m00, 2 braces
990120	L.V.4 back worker access - 1m00 (1/2), 1 brace
990121	L.V.4 back worker access - 1m50 (2/3), 1 brace
990122	L.V.4 back worker access - 2m50 (3/4), 1 brace
990123	L.V.4 back worker access - 3m50 (4/5), 2 braces
990124	L.V.4 back worker access - 4m50 (5/6), 2 braces
990125	L.V.4 back worker access - 5m74 (6/7), 3 braces



L.V.4 MODELS



Ref.	COMPLETE L.V.4 PANELS	Packaging
861506	Complete L.V.4. panel - 1/2 m 1 brace	15
861501	Complete L.V.4. panel - 2/3 m 1 brace	15
861502	Complete L.V.4. panel - 3/4 m 1 brace	15
861503	Complete L.V.4. panel - 4/5 m 2 braces	15
861504	Complete L.V.4. panel - 5/6 m 2 braces	15
861505	Complete L.V.4. panel - 6/7 m 3 braces	15

Ref.	L.V.4 AUTOBLOCK GATES	Packaging
860350	Complete L.V.4 gate autoblock - length 1/2 m, 1 brace	15
860351	Complete L.V.4 gate autoblock - length 2/3 m, 1 brace	15
860352	Complete L.V.4 gate autoblock - length 3/4 m, 1 brace	15
860353	Complete L.V.4 gate autoblock - length 4/5 m, 2 braces	15
860354	Complete L.V.4 gate autoblock - length 5/6 m, 2 braces	15
860355	Complete L.V.4 gate autoblock - length 6/7 m, 3 braces	15

Ref.	L.V.4 GATES NON-RETURN BOLTS	Packaging
861617	Complete L.V.4. gate - length 1/2 m 1 brace	15
861618	Complete L.V.4. gate - length 2/3 m 1 brace	15
861619	Complete L.V.4. gate - length 3/4 m 1 brace	15
861620	Complete L.V.4. gate - length 4/5 m 2 braces	15
861621	Complete L.V.4. gate - length 5/6 m 2 braces	15
861622	Complete L.V.4. gate - length 6/7 m 3 braces	15



**Successful dairy farming
begins with good calf rearing**



CALF REARING

The future performance of cows is impacted by their diet and health from an early age.

- Avoid shortages, give them all the required ration.
- Isolate from microbial activity, promiscuity and dirt.
- Ventilate and point the pens to the east.
- Have the calves ruminate as early as possible to stimulate the development of their future intake capacity.

Calf equipment is built using the same concepts as for adult cows. It is sized to suit small sizes and designed to let you achieve your breeding performances.


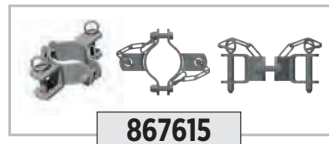

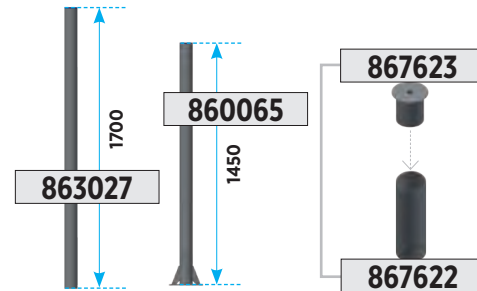


ACCESSORIES

Ref.

BARE CALF POSTS

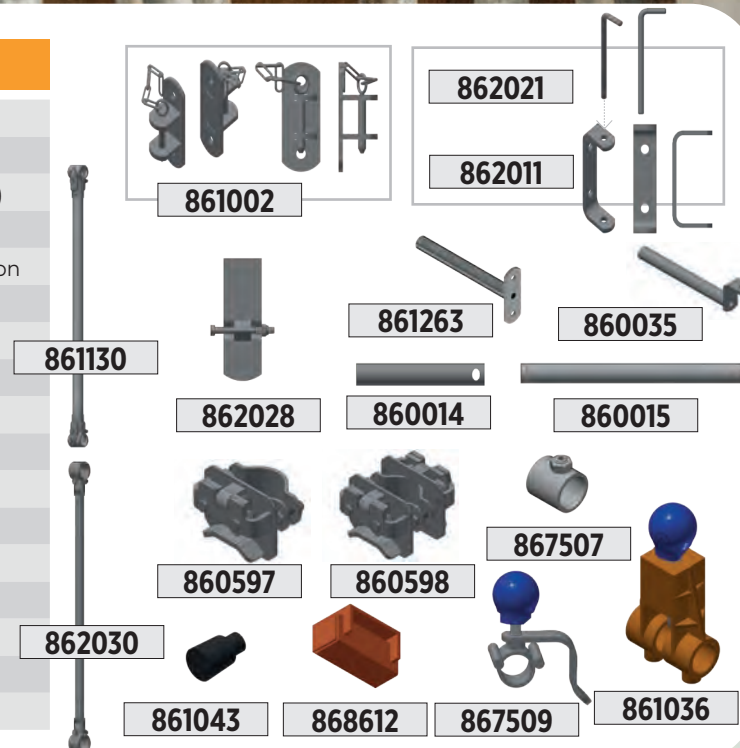
867614	Single mounting flange for 76 mm diameter posts
867615	Double mounting flange for 76 mm diameter posts
867616	Bare clamp for Ø 76 posts
867617	Double mounting flange (angled) for 76 mm diameter posts
867618	Triple mounting flange for 76 mm diameter posts
867619	Quadruple mounting flange for 76 mm diameter posts
867624	Single mounting flange with locks for 76 mm diameter posts
863027	Bare post, length 1.7 m, Ø 76, embedded
860065	200 x 200 plate-mounted, bare post, length 1.45 m, Ø 76
867622	Post sleeve, diameter 89, length 30 cm
867623	Sheath cap for Ø 89 sheath



Ref.

ACCESSORIES

862011	Pair of single double-level fixings without pin
862021	Diameter 14 pin
861002	Pair of single reinforced support fixings (bolted or coach bolted)
860014	Standard stand for locking yoke, M.B.O. and Calf partition
860015	Extended stand (l=60 cm) for locking yoke, M.B.O. and Calf partition
861130	Adjustable bar for extended stand + 2 clamps
862030	Calf bar + 2 clamps
861263	Ø 34 plate bracket
867507	Blocker with screw
867509	Blocker with handle and no-return
860035	Offset bracket only for 42.4 mm diameter tube
860597	Ø76 clamp - single auto-block housing
860598	Ø76 clamp - double auto-block housing
862028	Calf block cleat
861043	Noise damper
868612	Fiabilis shaft
861036	Operating lever





HEAD LOCK

FIABILIS CALF

Calf head lock with bucket holders, each in its own place, with its own dose.

Two widths available:

40cm/place for Holsteins

50cm/place for Normandes, Montbéliardes, ...

Ref.	CALF HEAD LOCK (0.5M/CALF)	Tube cross section	Max neck
872350	Fiabilis calf 4 pl/2 m without bucket holder	1860	215
872351	Fiabilis calf 5 pl/2.50 m without bucket holder	2360	215
872352	Fiabilis calf 6 pl/3 m without bucket holder	2860	215
872353	Fiabilis calf 8 pl/4 m without bucket holder	3860	220
872354	Fiabilis calf 10 pl/5 m without bucket holder	4860	220

Ref.	CALF HEAD LOCK (0.4M/CALF)	Tube cross section	Max neck
872360	Fiabilis calf 3 pl/1.5 m without bucket holder	1360	155
872361	Fiabilis calf 6 pl/2.50 m without bucket holder	2360	140
872362	Fiabilis calf 7 pl/3 m without bucket holder	2860	155
872363	Fiabilis calf 10 pl/4 m without bucket holder	3860	140
872364	Fiabilis calf 12 pl/5 m without bucket holder	4860	155

Ref.	BUCKET-HOLDER 0.4 / CALF
872371	Bucket-holder for calf head lock 3 pl/1.50 m
872374	Bucket-holder for calf head lock 6 pl/2.50 m
872376	Bucket-holder for calf head lock 7 pl/3 m
872378	Bucket-holder for calf head lock 10 pl/4 m
872380	Bucket-holder for calf head lock 12 pl/5 m

Ref.	BUCKET-HOLDER 0.5 / CALF
872372	Bucket-holder for calf head lock 4 pl/2 m
872373	Bucket-holder for calf head lock 5 pl/2.50 m
872375	Bucket-holder for calf head lock 6 pl/3 m
872377	Bucket-holder for calf head lock 8 pl/4 m
872379	Bucket-holder for calf head lock 10 pl/5 m

GATES & PARTITIONS

Ref.	CALF SEP. GATES
864315	Calf separation gate 1 m
864316	Calf separation gate 2 m
864317	Calf separation gate 3 m
864318	Calf separation gate 4 m
864319	Calf separation gate 5 m

Ref.	CALF SEP. PANELS
864310	Calf separation panel 1 m
864311	Calf separation panel 2 m
864312	Calf separation panel 3 m
864313	Calf separation panel 4 m
864314	Calf separation panel 5 m

Ref.	CALF SEPARATIONS	Tube cross section
862104	Opening partition, Length 2.5 m	2410
862105	Opening partition, Length 3 m	2860
862106	Opening partition, Length 4 m	3910
862107	Opening partition, Length 5 m	4910



Specifications

- Frame manufactured using Ø 42 and Ø 34 tubes
- Vertical Ø 27 bars
- Mounted on eye rods
- 75 mm spacing between the bars
- Ø 28 mm padlockable automatic bolt

Specifications

- Frame manufactured using Ø 42 tubes and Ø 20 bars (every 10 cm)
- Separation opens in both directions
- Supplied with 2 adjustable stands



TROUGHS

Adaptable fixed troughs under bucket-holders

862205	Galvanised trough for 1.50 m calf head lock
862206	Galvanised trough for 2 m calf head lock
862207	Galvanised trough for 2.50 m calf head lock
862208	Galvanised trough for 3 m calf head lock

Specifications


- Trapezoid model
- Hangs from the bucket holder frame
- Provide a bucket holder frame to fix the trough

CALF REARING

SELF-SERVICE

Ref.	CALF SELF-SERVICE
860707	Calf self-service, length 1/2 m
860708	Calf self-service, length 2/3 m
860709	Calf self-service, length 3/4 m
860710	Calf self-service, length 4/5 m
860711	Calf self-service, length 5/6 m

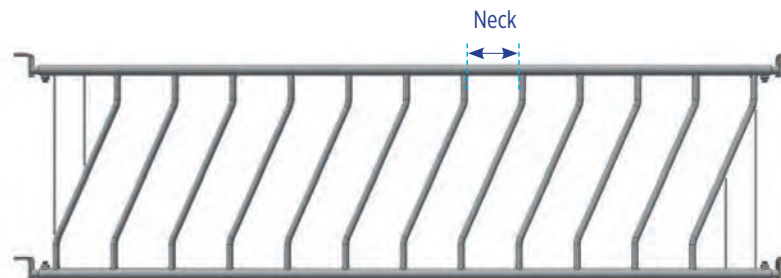
- Separation panels to create collective pens and isolate the calves in the building
- Adaptable static troughs
- Diagonal bar calf self-service
- Horizontal bar calf self-service



Specifications


- Manufactured using Ø 60 tubes for the back part and Ø 49 tubes for the variable front part
- 1.70 m long variable front part
- Spacing between bars: 30 cm

Ref.	CALF M.B.O.	Tube cross section	Neck
860054	Calf M.B.O., Length 3 m (11 places)	2800	195
860055	Calf M.B.O., Length 4 m (15 places)	3800	200
860056	Calf M.B.O., Length 5 m (20 places)	4800	195
860035	Offset bracket only for 42.4 mm diameter tube	-	-




Specifications

- Model manufactured using Ø 42 (frame) and Ø 27 tubes (bends)
- Adjustable bracket to adapt the length
- Same 78 cm spacing as calf head locks
- Central stiffener included on 4m and 5m elements (must be embedded)



Ref. 860726

Calf pen reversible back gate




Ref. 862052

Open polypropylene partition



Ref. 860729

U post, polypropylene partition or sheet metal partition



Ref. 860727

Sheet metal partition

Ref. 860318

Single block polypropylene decking



Hanging arm for cleaning



Handling wheels



Fork passage

Semi-automatic locking by moving with the door



Plate-mounted post to fix to a concrete slab

Manual calf locking using a steel trunnion fitted with a moulded handle



Ref. 860728

Individual reversible front panel with Ø370 bucket holder

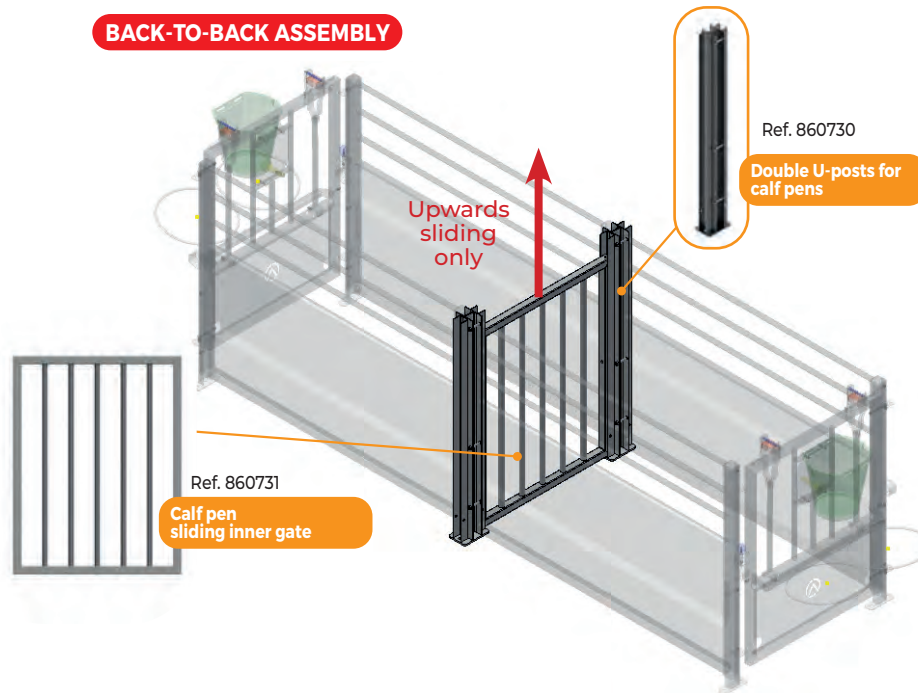
Built-in suckling bucket support

Fold-away bucket holder

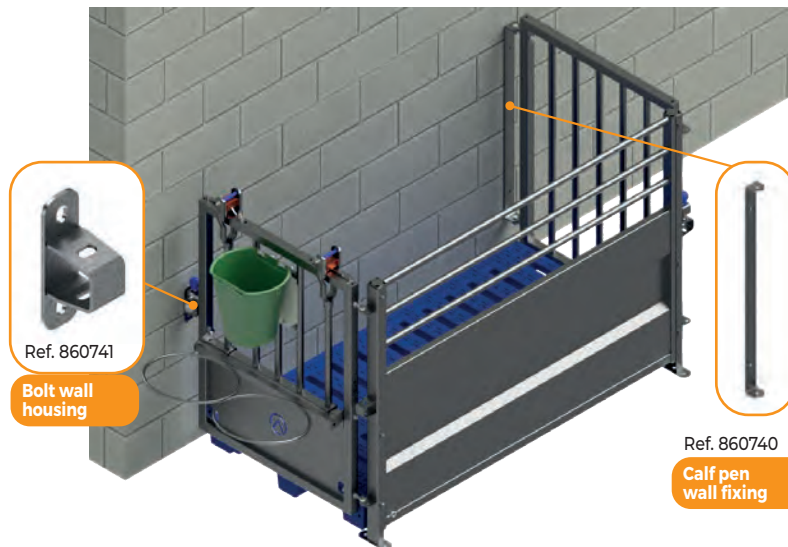


CALF PENS

BACK-TO-BACK ASSEMBLY



WALL MOUNTED



- Individual calf pens with polypropylene slatted floor, head lock and bucket holders + all fixings and accessories for series assembly (side by side or back to back)

Ref.	Calf pen
860728	Individual front element with Ø370 bucket-holder
860739	Individual front element with Ø260 bucket-holder export version
860726	Calf pen back gate
860729	U post for calf pen plate-mounted polypropylene partition
860318	Single block polypropylene decking
860046	Angle iron to fix polypropylene partition or sheet metal partition on walls
860740	Calf pen wall fixing
860741	Calf pen wall mounted bolt
860730	Double U-post for back-to-back assembly calf pen
860731	Sliding inner door for back-to-back assembly calf pen

Ref.	With polypropylene separation
862052	Open polypropylene partition

Ref.	With sheet metal partition
860727	Calf pen sheet metal partition



SUCKLER REARING



AGRITUBEL SUITS YOU



Organising, sorting and caring in a calm and safe environment.

HEAD LOCKS	p.76-93
BOVILIB	p.76-81
SECURIT	p.82-83
PVB ROBUST	p.84-89
PVB ATLAS	p.90-93
Head lock accessories	See p.30-31

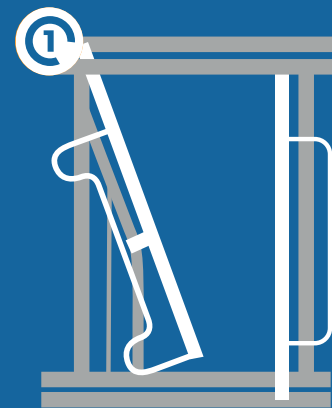
SELF-SERVICE PANELS	p.96-101
MB2H	p.96-97
MB3H	p.98-99
MSA	p.100
MBO / MBO Heifers	p.101

PANELS AND GATES	p.102-111
-------------------------------	------------------

POSTS & ACCESSORIES	p.112-115
--------------------------------------	------------------



3-movements operation:



Fully open

To provide maximum width for the head passage in the top and bottom parts.



Locked

For a more comfortable position at the feeding table, letting the neck extend to take advantage of the full ration.



Tightened lock

For maximum safety.

HEAD LOCK

BOVILIB

BELGIAN BLUE

LIMOUSINE

SALERS

MAINE-ANJOU

BLONDE
D'AQUITAINE

CHAROLAISE

ANGUS

AUBRAC

GASCON

PARTHENAISE

The safest head lock in the Agritubel range, very popular with breeders of thick-necked livestock. It provides an adjustable neck passage and a unique full head release function by the opening of the sliding frame. Small or large, Bovilib adapts to all breeds... and all ages of cattle with or without horns.

Choice of neck width

The removable, sliding double frame makes it possible to vary the neck between 6 positions.

Maximum safety

The fully open position gives self-service access and reduces the risk of accidents.

Flexibility and fluidity

The double frame slide system is completely fluid and easy to handle. It can be used continuously and effortlessly depending on the needs.







HEAD LOCK

BOVILIB

A unique two-control system that is easy to use and perfectly protected from the animals.



- Pendulum locking and release is controlled by a two-position handle.



- The sliding frame is controlled by a lever at the end of the panel, making it possible to adjust the width to 6 different neck sizes:

16 - 19 - 21 - 24 - 27 cm

+ a maximum clearance position.

|| A high-end head lock
for my champions. ||



HEAD LOCK

BOVILIB

The right neck width for younger animals,
the right neck width for adult cows,
BOVILIB adapts to your animal sizes.

BOVILIB with variable neck

Ref.	Name	Cattle type	Tube cross section	Min neck	Max neck	Packaging
6 m Rows						
866125	Bovilib II 8 places / 6 m	8 adult animals	5740	170	340	5
866126	Bovilib II 9 places / 6 m	9 18 to 30 month animals	5740	170	340	5
866127	Bovilib II 10 places / 6 m	10 12 to 18 month animals	5740	160	295	5
5 m Rows						
866122	Bovilib II 6 places / 5 m	6 adult animals	4740	170	340	5
866123	Bovilib II 7 places / 5 m	7 adult animals	4740	170	340	5
866124	Bovilib II 8 places / 5 m	8 18 to 30 month animals	4740	145	310	5
4 m Rows						
866120	Bovilib II 5 places / 4 m	5 adult animals	3740	170	340	5
866121	Bovilib II 6 places / 4 m	6 18 to 30 month animals	3740	170	340	5
Other models						
866119	Bovilib II 4 places / 3 m	4 adult animals in 3m	2800	140	330	5
866118	Bovilib II 3 places / 2 m	3 adult animals in 2m	1740	140	270	5
866129	Bovilib II - 2 places / 1m60	2 adult animals in 1.60m	1350	150	345	5
866128	Bovilib II 1 place / 1 m	1 adult animals in 1 m	740	180	345	5

*Age given as an indication. Breeders must select the panels corresponding to their animals' girth.

This model has been very successful for suckling and dairy cattle. Its main advantage is it prevents the animals from accessing the locking mechanism: the sliding shaft is embedded in the upper part of the pendulum.

Optimises the building

A cost-effective solution for the building, it makes it possible to optimise the number of spaces per linear metre.



For the cows ... and their bull

The bull space is specially designed with a wider neck, reinforced tubes, and opens in both directions.

Head lock with noise damper



The sliding shaft locking head lock.

SECURIT adjustable neck PER

Ref.	Name	Cattle type	Max neck	Tube cross section	Packaging
6 m Rows					
866006N	SECURIT PER HEAD LOCK - 8pl/6m	8 adult animals	230	5740	10
866007N	SECURIT PER HEAD LOCK - 9pl/6m	9 18 to 24 month animals	200	5740	10
866008N	SECURIT PER HEAD LOCK - 10pl/6m	10 8 to 12 month animals	170	5740	10
866009N	SECURIT PER HEAD LOCK - 12pl/6m	12 8 to 12 month animals	140	5740	10
5 m Rows					
866001N	SECURIT PER HEAD LOCK - 6pl/5m	6 adult animals	230	4740	10
866002N	SECURIT PER HEAD LOCK - 7pl/5m	7 adult animals	220	4740	10
866003N	SECURIT PER HEAD LOCK - 8pl/5m	8 18 to 24 month animals	180	4740	10
866004N	SECURIT PER HEAD LOCK - 9pl/5m	9 18 to 24 month animals	160	4740	10
866005N	SECURIT PER HEAD LOCK - 10pl/5m	10 18 to 24 month animals	150	4740	10
4 m Rows					
866010N	SECURIT PER HEAD LOCK - 5pl/4m	5 adult animals	240	3740	10
866011N	SECURIT PER HEAD LOCK - 6pl/4m	6 adult animals	210	3740	10
866012N	SECURIT PER HEAD LOCK - 7pl/4m	7 12 to 18 month animals	150	3740	10
866013N	SECURIT PER HEAD LOCK - 8pl/4m	8 2 to 6 month animals	140	3740	10
Other models					
866014N	SECURIT PER HEAD LOCK - 4pl/3m	4 adult animals in 3m	220	2740	10
866015N	SECURIT PER HEAD LOCK - 5pl/3m	5 adult animals in 3m	170	2740	10
860058N	SECURIT PER HEAD LOCK - 6pl/3.60m	6 12 to 18 month animals in 3.60 m	200	3340	10
860307N	SECURIT PER HEAD LOCK - 1pl/1.60m	2 adult animals in 1.60m	240	1350	10
860306N	SECURIT PER HEAD LOCK - 1pl/1m	1 adult animal in 1 m	240	740	10

*Age given as an indication. Breeders must select the panels corresponding to their animals' girth.



Top entry "head up"

The absence of a structure at the top of the panels and the shape of the asymmetrical curved festoons lets the animals enter the spaces while remaining upright and "head up", without the horns colliding with the structure.



HEAD LOCK

PVB ROBUST

GASCON

HIGHLAND

AUBRAC

SALERS

BLONDE
D'AQUITAINE



The ideal solution for horned beef cattle, designed with the help of breeders.

Especially useful in mountain zones to avoid excessive bedding consumption.

The animals can spend more time comfortably installed at the trough without feeling restrained.

**Powerful
blocking from
the bottom**

Due to the system's original design without a top structure, all the locking devices are located at the bottom of the panel. Its single part lower reinforcement made from 80x80 square beams gives it a rigidity that can withstand any girth. Thus the animals' withers or ears never come into contact with the locking mechanism. Release-proof, force-proof, with its single part pendulum on a ringed joint, the head lock is extremely safe for the farmer, even with particularly heavy and powerful cattle.



Maximum visibility

This head lock has been designed to give farmers the best possible view of their livestock.

Easy passage for the farmer

The stall can be accessed by simply stepping over an open space.

Access to the animals from the feed alley

The Robust PVB head lock makes it possible to manually act on the neck and back of the animals from the feeding table without having to enter the housing. It is ideal for the application of external antiparasitics, for example.

Easy and safe individual release

Using a pitchfork or a simple stick, the pendulum unlocks and is then raised by the ring at the top. All without the hands ever approaching the horns.

Ref.	6 m Rows	Neck	Spacing	Packaging
860414	P.V.B. Robust 8 places / 6 m, adult animals	220	720	10
Ref.	5 m Rows	Neck	Spacing	Packaging
860412	P.V.B. Robust 7 places / 5 m, adult animals	220	675	5
860411	P.V.B. Robust 6 places / 5 m, adult animals	230	765	5
Ref.	Other models	Neck	Spacing	Packaging
860400	P.V.B. Robust 5 places / 4 m, adult animals	230	765	5
860418	P.V.B. Robust 4 places / 3 m, adult animals	220	675	5
860416	P.V.B. Robust 1 place / 1 m, adult animal	230	-	5
Ref.	Bull	Neck	Spacing	Packaging
860417	P.V.B. Robust 1 place / 1.30 m, bull	370	-	5

Angle adjustable on the last place by +/- 45 mm available for the following references:

860414: max neck size 265 mm
860412: max neck size 265 mm
860400: max neck size 230 mm

860418: max neck size 220 mm
860416: max neck size 275 mm



“ Built big, cut wide, the head lock that everyone in the country agrees on ”



HEAD LOCK

PVB ROBUST

- Opening/closure lever out of horn reach for farmer safety.
- Head passage blocker for calves.
- Adjustable bull space at the end of the panel.
- The single part bottom frame can have cladding on it to save on masonry under the head lock.
- The hoops composing the space are welded through the frame beam for maximum strength.





**All the qualities of
PVB, for the most
turbulent cows.**

The Atlas PVB is equipped with an upper frame for maximum comfort with vertical reinforcements every 2 spaces. The upper frame discourages cows of the more energetic or large girth breeds from attempting to cross.



HEAD LOCK

ATLAS PVB

GASCON

HIGHLAND

AUBRAC

SALERS

BLONDE
D'AQUITAINE

For the larger girths, it has all the qualities of the **ROBUST PVB** with a top frame added for maximum rigidity.

CATTLE HEAD LOCK FOR HORNED LIVESTOCK P.V.B. TYPE ATLAS

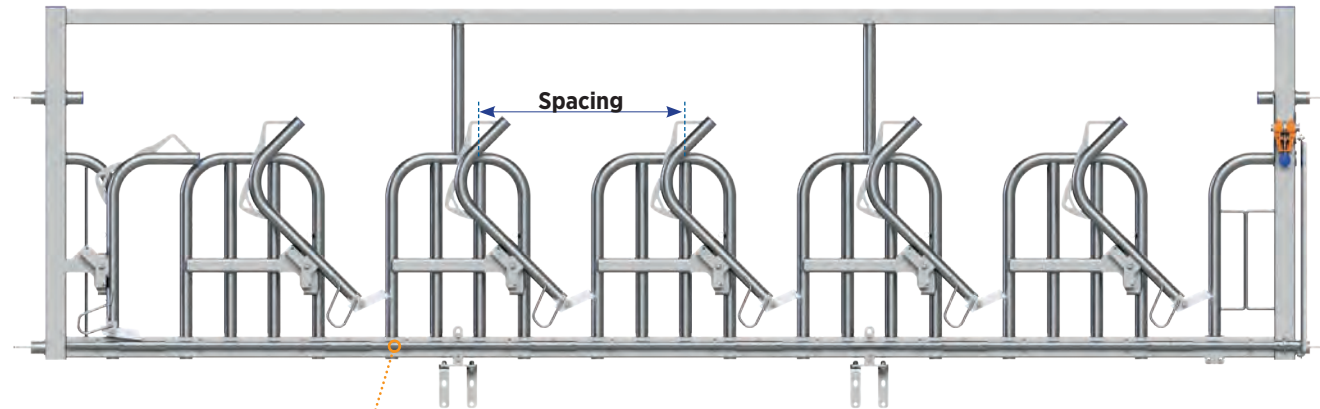
Ref.	6 m Rows	Neck	Adjustable neck size	Spacing	Packaging
866146	P.V.B. ATLAS - 8pl/6m	230	230-265	710	5
866147	P.V.B. ATLAS - 9pl/6m	220	220-275	620	5
Ref.	5 m Rows	Neck	Adjustable neck size	Spacing	Packaging
866144	P.V.B. ATLAS - 6pl/5m	230	230-300	780	5
866145	P.V.B. ATLAS - 7pl/5m	220	221-275	660	5
Ref.	Other models	Neck	Adjustable neck size	Spacing	Packaging
866143	P.V.B. ATLAS - 5pl/4m	230	230-300	710	5
866142	P.V.B. ATLAS - 4pl/3m	220	217-257	660	5
866141	P.V.B. ATLAS - 1pl/1m30	335-400	336-406	1300	5
866140	P.V.B. ATLAS - 1pl/1m	220	-	1000	5

All ATLAS PVB head locks are fitted with an adjustable bull space.
(except reference 866140)



HEAD LOCK

ATLAS PVB



- Opening/closure lever out of horn reach for farmer safety.
- Head passage blocker for calves.
- Adjustable bull space at the end of the panel.
- The single part bottom frame can have cladding on it to save on masonry under the head lock.
- The hoops composing the space are welded through the frame beam for maximum rigidity.





Agritubel

SELF-SERVICE PANELS

SUCKLING CATTLE / FATTENING



|| I chose the toughest equipment for my young bulls. A single part, robust, adjustable self-service unit that does not move.



Used to hold animals at the feeding table. For animals being fattened. Horizontal bar panels cause the least amount of restraint and let the most animals feed at the same time. As an alternative to the feeding table, our self-service panels can be fitted with our compatible single-part troughs.



SELF-SERVICE PANELS M2BH

2 BAR SELF-SERVICE

Manufactured using a single Ø 89 mm tube, the M2BH panels are available in 5 models from 2 to 6m in length. This self-service unit can be mounted on any type of building as well as on our range of posts.

Both their length and width are adjustable.

- **Length adjustment:** the 2 ends of the panel are fitted with variable end parts (Ø100 mm tube) which are 50cm long, which provides maximum strength.

The adjustments are permanently secured by two clamping bolts on each tube, guaranteeing the unit's rigidity.

This is a comfort for the installation, with adjustment to the existing infrastructure guaranteed to the nearest millimetre. It also provides flexibility if changes to the installation are made, the panel can be reused in another location with slightly different dimensions.

Recommendations for use: To accompany the growth of adult animals, they can be mounted at an angle to provide more room at the feeding table.

- **Height adjustment:** once installed, the M2BH panels can have two positions to vary their height by 15cm. There is no need to modify the installation or to use tools: simply rotating it on the horizontal axis switches from the lower to the high position and vice versa. This means the installation can adapt to your animals' growth and return to its initial position for the next batch.

2 HORIZONTAL BAR panels

Ref.	M.2.B.H. Self - service.	Braces	Packaging
860564	M.2.B.H. Self - service Ø 89 - 2 m	2	5
860319	M.2.B.H. Self - service Ø 89 - 3 m	2	5
860320	M.2.B.H. Self - service Ø 89 - 4 m	2	5
860321	M.2.B.H. Self - service Ø 89 - 5 m	3	10
860322	M.2.B.H. Self - service Ø 89 - 6 m	3	10

3 HORIZONTAL BAR panels

Ref.	M.3.B.H. Self - service	Brace	Packaging
860323	M.3.B.H. Self - service Ø 89 - 2 m	-	5
860324	M.3.B.H. Self - service Ø 89 - 3 m	-	5
860325	M.3.B.H. Self - service Ø 89 - 4 m	1	5
860326	M.3.B.H. Self - service Ø 89 - 5 m	1	10
860327	M.3.B.H. Self - service Ø 89 - 6 m	1	10
860494	M.3.B.H Worker access Ø 89 with gate	-	-
860323PH	M.3.B.H. Self - service Ø 89 - 2 m + worker access	-	5
860324PH	M.3.B.H. Self - service Ø 89 - 3 m + worker access	-	5
860325PH	M.3.B.H. Self - service Ø 89 - 4 m + worker access	1	5
860326PH	M.3.B.H. Self - service Ø 89 - 5 m + worker access	1	10
860327PH	M.3.B.H. Self - service Ø 89 - 6 m + worker access	1	10

NB: The fixings have the same spacing as the brand's head locks, allowing to switch between them at the same locations to upgrade an installation, either temporarily or permanently, at a lower cost.



I bought M3BH to avoid changing batches of pens during fattening



SELF-SERVICE PANELS

M3BH

3-BAR SELF-SERVICE

Manufactured using a single Ø 89 mm tube, the M3BH panels are available in 5 models from 2 to 6 m in length. The M3BH is ideal for animals from their youngest age until they are adult at the end of their fattening period.

The experience of young bull fatteners has shown the increase in feed intake achieved using an M3BH installation. It is fitted with an intermediate tube that allows wither height adjustment, thus allowing the animals to be fattened in the same pen without the stress of moving them elsewhere.

Both their length and width are adjustable.

- **Height adjustment:** the middle bar has a rack fixing system making it possible to vary its height between 4 positions manually, without needing any tools. This means that the installation can be adapted to your animals, from the start of fattening, and then throughout their growth. It can then be switched back to its initial position for the next batch.

This feature also makes it ideal for suckling cow sheds, to create calf pens, cull cow fattening pens, sick bay pens, etc., especially if a worker access end is included (optional).

- **Length adjustment:** Similar to the **M2BH** (see previous page)



SELF-SERVICE PANELS MSA WITH HOOPS



The MSA panel shapes make animal feed equality possible between animals despite dominance phenomena, with horned or hornless animals. This self-service is especially appreciated for the Limousine and Charolais breeds.

PANELS with hoops

Ref.	M.S.A. Self-service	Tube section	Packaging
860517	M.S.A. Self service 8 places in 6 m	5740	10
860516	M.S.A. Self service 7 places in 5 m	4740	10
860515	M.S.A. Self service 5 places in 4 m	3740	5



SELF-SERVICE PANELS

MBO

WITH DIAGONAL BARS

They have the classic animal restricting functions during feed distribution.

MBOs are available in two versions, with either 50cm spaces for adult cows or 40cm spaces for heifers.

Ref.	M.B.O. Self-service	Tube section	Packaging
860502	M.B.O. Self service 6 m (12 places)	5740	10
860501	M.B.O. Self service 5 m (10 places)	4740	10
860053	M.B.O. Self service 4.75 m (9 places)	4500	5
860051	M.B.O. Self service 4.5 m (9 places)	4320	5
860503	M.B.O. Self service 4 m (8 places)	3740	5
860052	M.B.O. Self service 3.5 m (7 places)	3320	5
860511	M.B.O. Self service 3 m (5 places)	2740	5

Ref.	M.B.O. Heifers	Tube section	Packaging
860553	M.B.O.G. Self - service 6 m (15 places)	5740	10
860552	M.B.O.G. Self - service 5 m (12 places)	4740	10
860550	M.B.O.G. Self - service 4 m (9 places)	3740	5
860551	M.B.O.G. Self - service 3 m (6 places)	2740	5

- Separation of the free stall housing or straw-bedded area from the feed table in order to keep it clean, thus limiting refusals and wastage.
- Cow movement regulation at the feed table for an even ration intake by all the cows, without dominance phenomena.
- Effective closure of the housing so that no animals cross the feeding table, the gap between the bars and their diagonal shape prevents cows and even heifers from passing in any situation.
- Central reinforcement on each panel for more rigidity (must be embedded).



PANELS AND GATES

**VARIABLE LENGTH FOR MEAT
LIVESTOCK HOUSING**

L.V.5 MODELS

Meat cattle farming concerns powerful animals such as young bulls, or cows with their calves, sometimes with large horns.

More than any other, this type of farming requires facilities that protect user safety.



Agritubel has a range of tube gates and panels with 5 Ø 60 tubes reinforced with Ø 49 bracing.

This design provides increased strength against livestock.



The gates are available in two versions:

- Auto-block version to be preferred when frequently opened
- Manual version to be preferred for gate protection.



AUTO-BLOCK



MANUAL

L.V.5 PANELS AND GATES

VARIABLE LENGTH FOR MEAT LIVESTOCK HOUSING

PANELS

The L.V.5 panel is to be preferred for the separation of batches of livestock. It opens in both directions and at both ends. Its height can be extended, which is a major advantage for buildings with accumulated bedding. The L.V.5 panel is the flagship bull fattening product.

GATES

Auto-block gates are easy to close.

They have a spring loaded mechanism so that they can be closed by simply pushing them*. This is a safety guarantee in some situations to be able to quickly close a gate before a nervous animal forces its way through.

The locking and safety feature concept prevents the animals from opening the gate.

* See our compatible accessories and options.



Wall or post mounted drinker space



Front calf access



Drinker space on nozzle

L.V.5 MODELS

CONFIGURATIONS THAT SIMPLIFY FARMERS' LIVES



L.V.5. front large cattle passage



L.V.5 Front insemination head lock

Design your gate or modular panel for your buildings and activities.

■ To integrate with the building's equipment

- Drinker space on nozzle
- Wall or post mounted drinker space

■ For farmer safety

- Worker access

■ To regulate flows

- Calf passage
- Large cattle passage

■ For safe animal care

- Insemination head lock space
- Insemination head lock gate
- Suckling and caesarean panel (to facilitate interventions or give the first suckle)




Insemination head lock gate






L.V.5 MODELS CONFIGURATIONS



Front worker access
with LV5 gate

Ref. 990070



Suckling and
caesarean panel

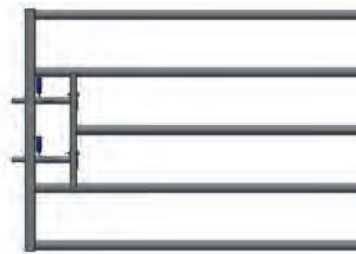
Ref. 865300

Ref.	FRONT GATES
861809	L.V.5 standard front gate - 1m00
861810	L.V.5. standard front gate - 1m70
861811	L.V.5 Standard front gate - 2m50
861824	L.V.5 front gate - Auto-block - 1m70
861825	L.V.5 front gate - Auto-block - 2m50

Ref.	FRONT PANELS
990020A	L.V.5. front panel - 1m00
990014	L.V.5. front panel - 1m70 standard
990016	L.V.5. front panel - 2m50
860341	lv.5 front calf sorting alley
990024	L.V.5 front with nozzle space
990025	L.V.5 front with drinker space
990070	L.V.5. front worker access with built-in gate
900091	L.V.5 front worker access without gate
860466	Front large cattle access L.V.5
990085	L.V.5 front insemination head lock
865301	Insemination head lock gate
865300	Suckling and C-section panel

Ref.	DOUBLE TIPPED ELEMENTS
900060	Double tipped L.V.5 element - 1m00
990077	Double tipped L.V.5 element - 1m50
990071	Double tipped L.V.5 element - 2m00
990078	Double tipped L.V.5 element - 2m50
990134	Double tipped L.V.5 element - 3m00
990079	Double tipped L.V.5 element - 3m50
990135	Double tipped L.V.5 element - 4m00
990136	Double tipped L.V.5 element - 4m50

Ref.	STANDARD BACKS
990095	L.V.5 back - 0m50, 1 brace
990020	L.V.5 back - 1m00 (1/2), 1 brace
990010	L.V.5 back - 1m50 (2/3), 1 brace
990011	Back L.V.5 - 2m50 (3/4), 1 brace
990012	Back L.V.5 - 3m50 (4/5), 2 braces
990013	Back L.V.5 - 4m50 (5/6), 2 braces
990021	Back L.V.5 - 5m74 (6/7), 3 braces



ALL L.V.5 MODELS

By combining the lengths, models and configurations, there are endless possibilities for your cattle shed.

Ref.	SPECIAL BACKS
990011S	L.V.5 back - 2m00, 1 brace
990012S	L.V.5 back - 3m00, 1 brace
990013S	L.V.5 back - 4m00, 2 braces
990021S	L.V.5 back - 5m00, 2 braces
990111	L.V.5 back worker access - 1m00 (1/2), 1 brace
990112	L.V.5 back worker access - 1m50 (2/3), 1 brace
990113	L.V.5 back worker access - 2m50 (3/4), 1 brace
990114	L.V.5 back worker access - 3m50 (4/5), 2 braces
990115	L.V.5 back worker access - 4m50 (5/6), 2 braces
990116	L.V.5 back worker access - 5m74 (6/7), 3 braces

Ref.	COMPLETE L.V.5 PANELS	Packaging
861700	Complete L.V.5. panel - 1/2 m 1 brace	15
861701	Complete L.V.5. panel - 2/3 m 1 brace	15
861702	Complete L.V.5. panel - 3/4 m 1 brace	15
861703	Complete L.V.5. panel - 4/5 m 2 braces	15
861704	Complete L.V.5. panel - 5/6 m 2 braces	15
861705	Complete L.V.5. panel - 6/7 m 3 braces	15

Ref.	L.V.5. AUTO-BLOCK GATES	Packaging
861817	Complete L.V.5 gate auto-block - length 1/2 m, 1 brace	15
861818	Complete L.V.5 gate auto-block - length 2/3 m, 1 brace	15
861819	Complete L.V.5 gate auto-block - length 3/4 m, 1 brace	15
861820	Complete L.V.5 gate auto-block - 4/5 m, 2 braces	15
861821	Complete L.V.5 gate auto-block - 5/6 m, 2 braces	15
861822	Complete L.V.5 gate auto-block - 6/7 m, 3 braces	15

Ref.	L.V.5 GATES - NON-RETURN BOLTS	Packaging
861826	Complete L.V.5. gate - 1/2 m 1 brace	15
861827	Complete L.V.5. gate - 2/3 m 1 brace	15
861828	Complete L.V.5. gate - 3/4 m 1 brace	15
861829	Complete L.V.5. gate - 4/5 m 2 braces	15
861830	Complete L.V.5. gate - 5/6 m 2 braces	15
861831	Complete L.V.5. gate - 6/7 m 3 braces	15

SQUARE POSTS

Ref. | BARE 100X100 SQUARE POSTS FOR EMBEDDING | Packaging

861112	Bare 100x100 post - 2.25m	20
861179	100x100 refurbishment post with reduction - 2.13m	20

Ref. | WELDED 100X100 SQUARE POSTS FOR EMBEDDING | Packaging

861186	Welded 100x100 post - single direction - 2.25m	20
861182	Welded 100x100 post - double direction - 2.25m	20
861185	Welded 100x100 post - double direction corner - 2.25m	20
861183	Welded 100x100 post - triple direction - 2.25m	20
861184	Welded 100x100 post - quadruple direction - 2.25m	20
861240	Square 100x100 sheath + sheath bottom	20
861241	Square 100x100 sheath height extension	20
861242	Square 100x100 sheath cover	20

Ref. | BARE 100X100 PLATE-MOUNTED SQUARE POSTS | Packaging

861141	Plate-mounted 100x100 post - 1.75m	10
---------------	------------------------------------	----

Ref. | SQUARE, WELDED, 100X100 PLATE-MOUNTED POSTS | Packaging

861187	Welded 100x100 post - single direction plate-mounted - 1.75m	10
861188	Welded 100x100 post - double direction plate-mounted - 1.75m	10
861229	Welded 100x100 post - double direction corner plate-mounted - 1.75m	10
861189	Welded 100x100 post - triple direction plate-mounted - 1.75m	10
861228	Welded 100x100 post - quadruple direction plate-mounted - 1.75m	10
861046	200x200x8 Counter plate only	10

Ref. | 100X100 SLEEVES | Packaging

860498	100x100 Sleeve - Post protection - 0.50m	10
860499	100x100 Sleeve - Post protection - 1.00m	10



POSTS AND ACCESSORIES

I bought round plate-mounted posts, they were easier to assemble.

Gwénaél - 35

I preferred square posts for my young bulls.

Maurice - 85

ROUND POSTS

Ref.	BARE ROUND POSTS Ø102 EMBEDDED	Packaging
867000	Ø102 post with stud - 2m13	20
867001	Ø102 post with stud - 2m43	20
867018	Ø102 refurbishment post - 2m13	20

Ref.	WELDED ROUND POSTS Ø102 EMBEDDED	Packaging
861004	Ø102 welded post - single direction - 2m13	20
861020	Ø102 welded post - double direction - 2m13	20
861023	Ø102 welded post - double direction corner - 2m13	20
861021	Ø102 welded post - triple direction - 2m13	20
861022	Ø102 welded post - quadruple direction - 2m13	20
861014	Ø102 welded post - double direction head lock slope - 2m13	20
861147	Ø102 sheath + sheath bottom	20
861148	Ø102 sheath height extension	20
861149	Ø102 sheath cover	20

Ref.	BARE ROUND POSTS Ø102 PLATE-MOUNTED	Packaging
860069	Plate-mounted Ø102 post - 1m63	10
860070	Plate-mounted Ø102 post - 1m93	10

Ref.	WELDED Ø102 ROUND POSTS PLATE-MOUNTED	Packaging
860088	Ø102 welded post - single direction plate-mounted - 1m63	10
860067	Ø102 welded post - double direction plate-mounted - 1m63	10
860068	Ø102 welded post - double direction corner plate-mounted - 1m63	10
860095	Ø102 welded post - triple direction plate-mounted - 1m63	10
860087	Ø102 welded post - quadruple direction plate-mounted - 1m63	10

Ref.	Ø102 SLEEVES	Packaging
860496	Ø102 heat-shrinkable sleeve - Post protection - 0m50	10
860497	Ø102 heat-shrinkable sleeve - Post protection - 1m00	10

Ref.

Packaging


Adjustable clamps for bare round Ø102 posts

867012	Ø102 clamp - bare	20
867004	Ø102 clamp - single	20
867019	Ø102 clamp - single in the axis	20
867024	Ø102 clamp - double in the axis	20
867010	Ø102 clamp - double	20
867005	Ø102 clamp - double corner	20
867006	Ø102 clamp - triple	20
867007	Ø102 clamp - quadruple	20
867002	Ø102 clamp - single lock support in the shaft	20
867003	Ø102 clamp - double lock support in the shaft	20
860590	Ø102 clamp - single auto-block housing	20
860591	Ø102 clamp - double auto-block housing	20



Adjustable clamps for bare square 100x100 posts

861174	100x100 clamp - bare	20
861170	100x100 clamp - single	20
861169	100x100 clamp - single two holes	20
861171	100x100 clamp - double	20
860071	100x100 clamp - double corner	20
861172	100x100 clamp - triple	20
860072	100x100 clamp - quadruple	20
861173	100x100 clamp - single lock support	20
860073	100x100 clamp - double lock support	20
860367	100x100 clamp - single auto-block housing	20
860368	100x100 clamp - double auto-block housing	20



Ref.

Protection for drinkers and nozzles

867008	Adjustable drinker protection - 46 to 70 cm
860475	Adjustable drinker protection - 65 cm to 1.10 m
cm867011	Plate-mounted adjustable drinker protection - 46 to 70 cm
860486	Plate-mounted adjustable drinker protection - 65 cm to 1.10 m



Specifications

- Manufactured using Ø 60 and Ø 49 tubes
- To fill a space from 46 cm to 1.10m
- Allow for 2 protections per drinker or nozzle

CLAMPS & FIXINGS



861038




861074



861001



861015 with measurement = 203
861226 with measurement = 153



861017 with measurement = 203
861227 with measurement = 153



861003



860045



861126



861124



861055



867051



861037



867047

Reinforced fixing

Part assembled by mortise / tenon +
top / bottom welding



861002

AGRITUBEL
EXCLUSIVE



860334



861046



860441



867015



861131



861146



861280



860268
861054
860267

A simple push releases the
lock



Closure position
Opening position

860434

Ref.

Fixing accessories

Packaging

861002	Pair of single support fixings (bolted or coach bolted)	20
861003	Pair of single support fixings (embedded in a wall)	20
861001	Pair of double support fixings (bolted or coach bolted)	20
861017	Pair of double U shaped fixings, len = 200mm	20
861227	Pair of double U shaped fixings, len = 150mm	20
861015	Pair of single U shaped fixings, len = 200mm	20
861226	Pair of single U shaped fixings, len = 150mm	20
861074	Pair of triple support fixings	20
861038	Pair of long fixings	20
861037	Fixagri/rigipli fixings	10
861124	Pair of single I-beam fixings	20
861126	Pair of double I-beam fixings	20
861055	Folding gate lock	20
860045	Field lock bracket	20
867015	Shaft lock fixing	20
860334	Plate for duck-board flooring	20
861046	200x200x8 Counter plate	20
860441	Anchored lock housing	20
861007	Welded bar + chain and pin (2 flat bars + 1 pin)	20
861008	Eye rod + 3 nuts Ø22	20
860268	Sliding closure for Ø42 tube	10
861054	Sliding Ø49 tube closure for pasture gate	10
860267	Sliding Ø60 tube closure for LV4 and LV5	10
860434	Auto-block housing for locks in the shaft	20
867047	Multiple fixing	10
867051	Adaptable wheel for LV4, LV5, Pasture	10
861131	Pair of universal wall fixings with screw and nut	10
861146	Pair of extended universal fixings with screw and nut	10
861280	Pair of universal fixings with screw and nut	10

OUTDOOR EQUIPMENT

A group of brown cows are gathered around a blue metal outdoor feeding trough in a grassy field. The trough is a large, rectangular, blue metal structure with a hopper at the top and a feeding area below. It has a logo on the side. The cows are of various breeds, mostly brown and white, and are standing in a line, waiting to feed. The background is a green field with some trees in the distance.

AGRITUBEL SUITS YOU



■ I found the feeder racks and gates for my fields at my dealer. ■

**FIELD BARRIERS
AND GATES** p.112-117

FEED RACKS p.118-125

**TROUGHS
AND FEEDERS** p.126-127

CREEP FEEDERS p.128-129

**CONTAINMENT
PANEL** p.130-131





FIELD BARRIERS & GATES

ADJUSTABLE FIELD GATES

The adjustable field gates are designed with 5 diameter 43 horizontal tubes. They are secured by 2 auto-block bolts.

All the models are padlockable.

The Agritubel range is the most complete to meet all needs: cattle, goat, sheep and horse farms, for professionals as well as private customers.

It is available in all the expert sales outlets.

SERVICE GATE

- Stand-alone equipment or configuration built into the front or back of an Agritubel field barrier
- With or without auto-block bolt



Service gate without lock



Service gate with auto lock Ø28

The service gate allows the passage of the farmer or small animals:

It is an everyday comfort for farmers during their daily visits to the corral, with a simple door to open/close (auto-block bolt) and not a whole gate.

With all sizes up to 7m in 0.5m increments, the Agritubel range provides the widest choice to cover all outdoor situations*, with long-lasting quality equipment.



Ref.	SERVICE GATES WITHOUT LOCK
860467	Service gate - length 0.45 / 0.70 m
860468	Service gate - length 0.70 / 1.05 m
860469	Service gate - length 1.05 / 1.40 m
860470	Service gate - length 1.40 / 1.80 m
860456	Ø20 Adaptable auto lock

Ref.	SERVICE GATE WITH AUTO LOCK
862400	Service gate - length 0.70 / 1.05 m
862401	Service gate - length 1.05 / 1.40 m
862402	Service gate - length 1.40 / 1.80 m

Ref.	SERVICE GATE BACKS
860471	Service gate back - 45/70
860472	Service gate back - 70/105
860473	Service gate back - 105/140
860474	Service gate back - 140/180

Ref.	SERVICE GATE FRONTS
860028	Short gate front (for 45/70 gate)
860029	Long service gate front
862403	Short gate front with auto lock
862404	Long gate front with auto lock



ADJUSTABLE GATES

ADJUSTABLE FIELD GATES WITH 2 AUTO LOCKS Ø 28

Ref.		Packaging
861945	Field gate auto lock, length 1/2 m, 1 brace	20
861946	Field gate auto lock, length 2/3 m, 1 brace	20
861947	Field gate auto lock, length 3/4 m, 1 brace	20
861948	Field gate auto lock, length 4/5 m, 2 braces	20
861949	Field gate auto lock, length 5/6 m, 2 braces	20
861950	Field gate auto lock, length 6/7 m, 2 braces	20

ADJUSTABLE FIELD PANELS

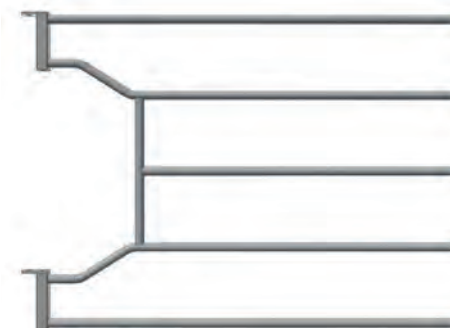
Ref.		Packaging
860444	Field panel, length 1/2 m, 1 brace	20
860445	Field panel, length 2/3 m, 1 brace	20
860446	Field panel, length 3/4 m, 1 brace	20
860447	Field panel, length 4/5 m, 2 braces	20
860448	Field panel, length 5/6 m, 2 braces	20
860458	Field panel, length 6/7 m, 2 braces	20

STANDARD FRONTS

Ref.	
990150	Front field gate auto lock - 1m00
990151	Front field gate auto lock - 1m50
990152	Front field gate auto lock - 2m50
990036	Front field panel - 1m50
990040	Front field panel - 2m50
990044	Field front with drinking trough space - 1m50

STANDARD BACKS

Ref.	
860460	Field back - 1m00 (1/2)
860461	Field back - 1m50 (2/3)
860462	Field back - 2m50 (3/4)
860463	Field back - 3m50 (4/5)
860464	Field back - 4m50 (5/6)



Field front with space for drinker

Ref.	STANDARD FIXED FIELD GATE	Packaging
861224	Fixed field gate, 1 m	20
861225	Fixed field gate, 1m50	20
861200	Fixed field gate, 2 m	20
861223	Fixed field gate, 2m50	20
861201	Fixed field gate, 3 m	20
861205	Fixed field gate, 3m50	20
861202	Fixed field gate, 4 m	20
861222	Fixed field gate, 4m50	20
861203	Fixed field gate, 5 m	20
861204	Fixed field gate, 6 m	20

Ref.	SEMI-MESHED FIELD GATE	Packaging
OV3998	Semi-meshed field gate 1m	20
OV3997	Semi-meshed field gate 1m50	20
OV3999	Semi-meshed field gate 2m	20
OV4004	Semi-meshed field gate 2m50	20
OV4000	Semi-meshed field gate 3m	20
OV4005	Semi-meshed field gate 3m50	20
OV4001	Semi-meshed field gate 4m	20
OV4006	Semi-meshed field gate 4m50	20
OV4002	Semi-meshed field gate 5m	20
OV4003	Semi-meshed field gate 6m	20

Ref.	FULLY MESHED FIELD GATES	Packaging
OV4017	Fully meshed field gate 1 m	20
OV4016	Fully meshed field gate 1m50	20
OV4007	Fully meshed field gate 2 m	20
OV4013	Fully meshed field gate 2m50	20
OV4009	Fully meshed field gate 3 m	20
OV4014	Fully meshed field gate 3m50	20
OV4010	Fully meshed field gate 4 m	20
OV4015	Fully meshed field gate 4m50	20
OV4011	Fully meshed field gate 5 m	20
OV4012	Fully meshed field gate 6 m	20



FIELD GATES & DOORS

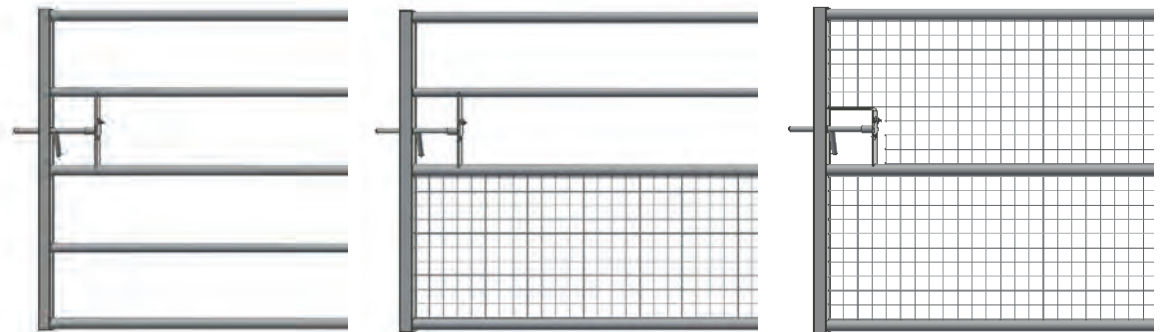
FIXED GATES

The single-part fixed field fences are available in 3 families:

- Fixed tubular field gates
- Semi-meshed gates
- Fully meshed gates

Fixed tubular gates are recommended for cattle and horse breeding.

The semi-meshed and fully meshed models have the exclusive feature of the mesh being welded to the tube axis, which gives them maximum quality and degree of finish. They can be used to close off a yard or a path.



Other 1.50 m and 2 m high models are available from our subsidiary ANDRIEU.

|| I found the feed rack
I wanted for my limousine
cattle at my dealer. ||

Christophe - 23



FEEDING LIVESTOCK PROPERLY OUTDOORS



The challenge for farmers who want to maintain their technical and economic performance is to guarantee a permanent ration, while limiting or eliminating wastage.

The feeding rack is an essential item of equipment for all outdoor cattle farms to maintain the condition of their livestock.

The Agritubel range covers all your needs for watering as well as feeding or concentrated feed, with equipment designed down to the smallest detail for robustness, long service life and comfort for both animals and farmers. Our modules can be moved using a 3-point tow.



 Agritubel
L'association des producteurs de viande de bœuf de France

COVERED FEED RACKS - ON STANDS

AGRIBALLE 2x2m

For 1 round bale



For herds of all breeds up to 30-35 adult cattle. The flagship model in our range.

QUADRIBALLE 2 x 3 m

For 2 round bales or 1 square bale



For herds of 40 to 45 adults of all breeds. This model is reinforced at the bottom by two beams and can be used for bale silage. It is highly valued for large herds.

FIXED GRATES 1.80 x 1.50 m

For 1 round bale

Suitable for dairy herds for heifer type cattle.



SELF-CLOSING 1.80 x 1.50 m

For 1 round bale

Suitable for dairy breed herds. Its self-locking grate system limits the risk of wastage.



Ref.	FIXED GRATE FEED RACK	Packaging
864116	Fixed grate feed rack	6

Ref.	SELF-CLOSING FEED RACK	Packaging
864103	Variable side self-closing feed rack	6

Ref.	AGRIBALLE FEED RACK	Packaging
860097	Fiabilis Agriballe head lock (12 places)	7
860544	Fiabilis head lock panel 2 m 3 places	-

Ref.	AGRIBALLE FEED RACK	Packaging
864115	Diagonal Agriballe (12 places)	7
860529	Diagonal panel 2 m 3 places	-

Ref.	AGRIBALLE FEED RACK	Packaging
864118	Hooped Agriballe (12 places)	7
860530	Hooped panel 2 m 3 places	-

Ref.	AGRIBALLE FEED RACK	Packaging
860102	M.S.A. Agriballe (12 places)	7
860546	M.S.A. panel 2 m 3 places	-

Ref.	AGRIBALLE FEED RACK	Packaging
860096	Straight-sided horse Agriballe (12 places)	7
860039	Straight-sided horse panel 2 m 3 places	-

Ref.	QUADRIBALLE FEED RACK	Packaging
860099	Fiabilis Quadriballe head lock (14 places)	7
860544	Fiabilis head lock panel 2 m 3 places	-
860545	Fiabilis head lock panel 3 m 4 places	-

Ref.	QUADRIBALLE FEED RACK	Packaging
864123	Diagonal Quadriballe (16 places)	7
860529	Diagonal panel 2 m 3 places	-
860543	Diagonal panel 3 m 5 places	-

Ref.	QUADRIBALLE FEED RACK	Packaging
864122	Hooped Quadriballe (14 places)	7
860530	Hooped panel 2 m 3 places	-
860531	Hooped panel 3 m 4 places	-

Ref.	QUADRIBALLE FEED RACK	Packaging
860108	M.S.A. Quadriballe (14 places)	7
860546	M.S.A. panel 2 m 3 places	-
860547	M.S.A. panel 3 m 4 places	-

Ref.	QUADRIBALLE FEED RACK	Packaging
860098	Straight-sided horse Agriballe (16 places)	7
860039	Straight-sided horse panel 2 m 3 places	-
860040	Straight-sided horse panel 3 m 5 places	-





COVERED FEED RACKS - ON STANDS




Fiabilis head locks

For hornless or dairy breeds, the Fiabilis feed rack is very effective in keeping the animals at the rack, either during examination by the farmer, or to be able to leave the field open while working from a vehicle.



Diagonal bars

For hornless cattle or dairy breeds, with easy head passage but making sure the animal stays in its place without eating its neighbours' rations.



Feed Rack

For all cattle, including the most horned breeds, there is no horizontal structure to interfere with "head up" entry, but the places remain clearly separated at the bottom to keep the heads apart.



MSA elements

For cattle with little or no horns, and also suitable for equines, they combine the hooped elements with a top rail to prevent the risk of intrusion by animals able to climb over the hoops.



For equines

EQUINEAGRIBALLE and EQUINEQUADRIBALLE with straight passages facilitate the entry of the horse's head and neck.



Wall feed rack

- Models manufactured using Ø 20/27
- Ø 25 bars

Ref.	WALL FEED RACK	Packaging
864136	Wall feed rack - start - 1m75	5
864137	Wall feed rack - extension - 1m75	5
864138	Wall feed rack - start - 1m00	5
864139	Wall feed rack - extension - 1m00	5



Hanging feed rack

- Models manufactured using Ø 20/27
- Ø 25 bars
- Can be hung on all our gate models
- Welded back and mesh

Ref.	HANGING FEED RACKS	Packaging
864110	Hanging feed rack, length 1.75 m	5
864112	Hanging feed rack, length 1.00 m	5
864131	Wall fixing bracket option	5



UNIVERSAL FEED RACKS

Heavy-duty racks with their hoops welded through the frame tubes, the universal feed racks are suitable for all cattle breeds, including the most heavily horned.

Easy to transport, they are delivered in kits to be assembled on site by simple bolting (assembly instructions included). Popular with large European herds, they are the brand's best-sellers.

Circular hooped feed rack

Ø240 mm / 12 places - For 1 round bale



Circular hooped feed rack with tow gear

864102

Circular hooped feed rack with tow gear

8

Circular hooped feed rack

Ø145 mm / 8 places - For 1 round bale



Hooped circular feed rack, small model, without tow gear


864113

Hooped circular feed rack,
small model, without tow gear

7

Square hooped feed rack

210x310 mm / 16 places
For 2 round bales or 1 square bale



Square hooped feed rack

860480

Double bale feed rack

6

Circular feed rack Diagonal bars

Ø230 mm / 15 places - Reserved
for hornless animals, for 1 round bale



Circular feed rack with diagonal bars

864101

Diagonal circular feed rack

8



Single-part trough

The double-folded inner rim prevents the animals from pushing the contents out of the trough with their snouts, either intentionally or unintentionally. It is a guarantee against wastage.

Their stands are all height adjustable for easy and stable installation, even on slopes or uneven ground. A flat trough also means that the ration is well distributed among the animals.

Ref.	PREMIUM 0.80 M TROUGHS	Volume	Packaging
865108	Premium 3 m x 0.80 m trough	681 L	6
865109	Premium 4 m x 0.80 m trough	909 L	6
865110	Premium 5 m x 0.80 m trough	1137 L	6
865111	Premium 6 m x 0.80 m trough	1364 L	6

Ref.	STANDARD 0.60 m TROUGHS	Volume	Packaging
865120	Standard 3 m x 0.60 m trough	421 L	8
865121	Standard 4 m x 0.60 m trough	562 L	8
865122	Standard 5 m x 0.60 m trough	703 L	8
865123	Standard 6 m x 0.60 m trough	843 L	8



TROUGHS


The single-part troughs are available in 3-4-5 and 6m lengths and two 80cm or 60cm widths.

They are completely watertight and can be used as drinking troughs. They even have a drain plug to make sure they are completely emptied, making them easy to clean for good animal health.



- Adjustable flow
- Capacity 190 litres
- Width 1.20 metres
- Roof opens in both directions
- Anti-wastage trough
- Shipped assembled

Ref.	HANGING CREEP FEEDER	Packaging
865205	Feeder to be hung from panel or gate	2



Ref.	HANGING TROUGH
860372	Hanging calf trough - 1.00 m
860026	Hanging calf trough - 1.50 m
860373	Hanging calf trough - 2.00 m



CREEP FEEDERS

Calf creep feeders

This is the essential equipment for the successful rearing of suckling calves. Our high capacity calf creep feeders can be loaded with a pelleted feed to promote the growth and development of young cattle. Loading can be direct at the front loader. For progressive ration distribution, the creep feeders have an adjustment flap and a locked roof that the calves cannot open. The built-in trough reduces wastage thanks to its double folded anti-cutting rim. It is easy to move when empty using the built-in 3-point tow gear.

Ref.	CALF CREEP FEEDERS	Packaging
875240	Single-sided calf creep feeder, length 2 m without pen (capacity 1340 litres)	2
875241	Single-sided calf creep feeder, length 2.50 m without pen (capacity 1680 litres)	2
875242	Single-sided calf creep feeder, length 3 m without pen (capacity 2020 litres)	2

An optional tubular pen makes it possible to use the creep feeder in a shared cow-calf pen, without the mothers having access to the calves' concentrated feed.

The pen can be folded for easy transport in the raised position and is depth adjustable to accommodate animal growth.

Ref.	FOLDABLE PEN	Packaging
875243	Foldable 2 m pen	2
875244	Foldable 2.50 m pen	2
875245	Foldable 3 m pen	2



Adult creep feeder

Designed with the same features, anti-wastage rim, adjustable hatch, locking roof and 3-point tow gear, this single-sided creep feeder is sized for adult snouts.

Ref.	ADULT CREEP FEEDER	Packaging
875242	3 m creep feeder for adult animals without a pen (2020 litre capacity)	2



**I saw a neighbour using them,
so I bought the same ones
from my dealer**

CATTLE AND HORSE PANELS

Panels are mobile elements that are mainly used outdoors but also in buildings. They can be used to create corrals to constitute batches or isolate animals, or to set up a corridor to load animals or move them between two locations. For horses, the panels are particularly suitable for the construction of round pens and mobile stalls.


For storage and transport, a loader is available which can be moved by 3-point tow gear or front loader.

The panels are made entirely of 50x30 mm ovoid tube for maximum rigidity. It is equipped with skids to facilitate the installation of various assemblies. Its fully automated production gives it high quality and long service life.


CATTLE AND HORSE PANELS

Built from oval tubes, the lightweight, transportable skid-mounted panels are assembled using a chain system.


Panel loader compatible with 3-point tow gear and front loader



Loader and panel pack



Panel with integrated wicket gate



Hoop to form a corridor

LOADER AND PANEL PACK

Ref.	
860038	Complete panel pack with pawl strap including (1 mobile loader, 1 2.40m panel with door and 20 standard 2.40m panels)
990206	Complete panel pack with pawl strap including (1 mobile loader, 1 2.40m panel with door and 16 standard 2.40m panels)
990207	Pack of 16 2.40m panels
990208	Pack of 16 3m panels
990209	Pack of 16 3.60m panels
860037	Set of 2 complete panel packs

REINFORCED PANEL LOADER

Ref.	
869924	Mobile panel loader alone

CONTAINMENT PANELS

Ref.	
861213	Containment panel 2.40 m x 1.60 m
861214	Containment panel 3 m x 1.60 m
861215	Containment panel 3.60 m x 1.60 m
861216	Containment panel 2.40 m x 1.60 m WITH DOOR
861217	Containment panel 3 m x 1.60 m WITH DOOR
861218	Containment panel 3.60 m x 1.60 m WITH DOOR
860317	Adjustable hoop for panel

See also our mobile gates on page 164

SHEEP BREEDING

Sheep breeding and fattening have moved into the modern age with advances in genetics and diet, but also with the adoption of new methods of rearing both free-range and sheepfold animals.

The country's two production sectors (milk and meat) include no less than 32 sheep breeds. Between an Ile-de-France, a Texel, a Merinos, even if they are all sheep, they are not the same size.

Farmers have come to meet us to develop a range that meets their needs, either for dairy or meat production. Considering the high number and diversity of breeds, our design office has developed and tested ranges that meet the specific regional requirements and needs of each breed.

NB: Our restraint specialist subsidiary ANDRIEU, has a complete range.

ANDRIEU EQUIPEMENT

ZA Boissonade - 12450 LA PRIMAUBE

05 65 68 38 71 - andrieu-materiel-elevage.com



GOAT BREEDING

With 4 milk production areas, the country provides the second largest production of goat's milk in Europe, much of which is processed into an unparalleled variety of renowned cheeses.

The goat is an animal with a strong character and its breeding in a modern context must take into account the specificities of its behaviour: it is an athlete and an outstanding climber.

In the Poitevin region, Agritubel has set up shop in the very heart of the first production zone. This proximity to the farmers gives us an unrivalled understanding of the farms and their specific needs.



GOATS



“ I consulted with a technician
to choose the most suitable
head lock for my goats ”

AGRITUBEL SUITS YOU

Goat's milk production requires a high level of technical skill and attention from the farmer.

The range of technical equipment developed by Agritubel was set up with the sector professionals, technicians and breeders.

Taking into account the specific behaviour of goats, it is aligned with the new technical breeding standards and reconciles comfort, well-being, performance and profitability.





ECOFIX small goat head lock

The Ecofix young goat head lock is the adapted version of the Ecofix Goat. It has 100% of the functions, but adapts to the smaller size of the goats. They can thus get used to the head lock before going into production.

Ref.	ECOFIX SMALL GOAT HEAD LOCK	Collar	Spacing between places	Tube cross section
864221	Ecofix kid locking yoke - 2.5 m / 10 places *	72	245	2485
864240	Ecofix kid locking yoke - 3 m / 12 places *	72	245	2985
864222	Extra post at the end of the section, to be embedded (includes a Ø60 post and two clamps) Allow for one per row of head locks.	-	-	-
861036	Control lever (1 lever every 6 panels)	-	-	-
862047	Ø60 post - on 150 wall - 1m33	-	-	-
862046	Ø60 post - on 200 wall - 1m33	-	-	-

Young goats do not produce milk, but their feed, the quality and regularity of the ration are crucial for the farmer: a perfectly fed young goat during its growth will become a top performing dairy goat.

The Ecofix young goat head lock is available in two panel sizes: 2.50m / 10 places or 3m / 12 places.

ECOFIX HEAD LOCK

Ref.	ECOFIX GOAT HEAD LOCK	Neck	Spacing between places	Tube cross section
864228	Ecofix goat head lock - 2 m / 5 places *	100	410	1985
864229	Ecofix goat head lock - 2 m / 6 places *	100	306	1985
864220	Ecofix goat head lock - 2.5 m / 8 places *	100	306	2485
864230	Ecofix goat head lock - 3 m / 10 places *	100	294	2985
864222	Extra post at the end of the section, to be embedded (includes a Ø60 post and two clamps) Allow for one per row of head locks.	-	-	-
861036	Control lever (1 lever every 6 panels)	-	-	-
862047	Ø60 post - on 150 wall - 1m33	-	-	-
862046	Ø60 post - on 200 wall - 1m33	-	-	-

The ECOFIX head lock is designed for hornless dairy goats. The Ecofix allows the maximum optimisation of spaces per linear metre at the feed table, while maintaining the same width for each place.

- A structure deployed at height that discourages jumping over it.
- Designed so that only the head can pass through, without damaging the ears, while the legs remain safe.



- Head blocking feature preventing access to the wrong side of the pendulum in the closed position.
- Control lever out of the reach of the goats.
- Noise damper pads on the moving parts.
- Made from Ø 42 tube on the frame and Ø 27 on the inside, Ø60 post to embed
- Head lock and feeder height adjustable using a clamp.

Advantage for assembly

Easy to install with a choice of embedded posts or "u"-shaped yoke assembly.
Quick assembly with ECOFIX mounting

2m, 2.50m or 3m panels



GOAT BREEDING

Troughs adaptable to ecofix goat head locks

For buildings with a non-concrete feeding table, the use of an adaptable feeder is recommended. It is installed by simply attaching it to the head lock.

Manufactured with an anti-wastage rim and a double folded finish to prevent the animals being cut.

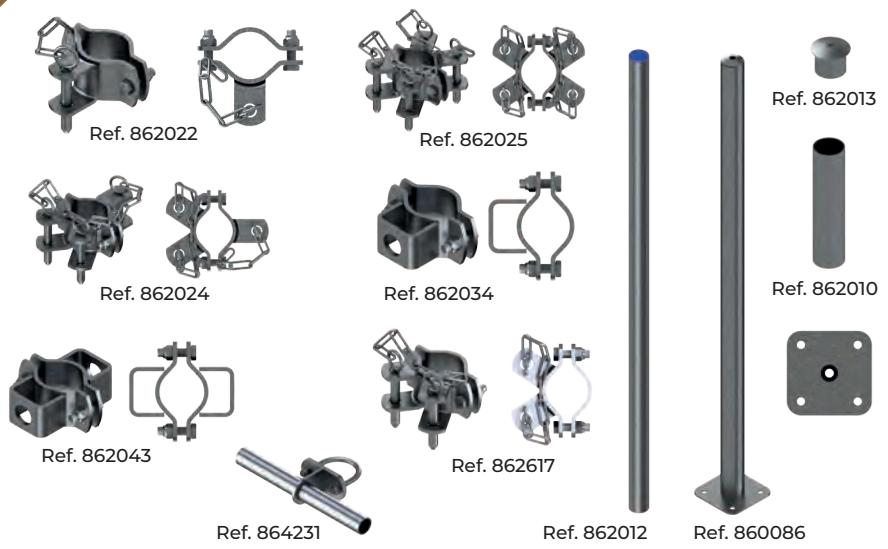
Ref.	ADAPTABLE FEEDERS
860650	Ecofix goat head lock trough, length 2 m
860651	Ecofix goat head lock trough, length 2.50 m
860652	Ecofix goat head lock trough, length 3 m
860653	Ecofix goat head lock right trough end
860654	Ecofix goat head lock left trough end
860655	Ecofix goat head lock intermediate trough (each interval)

Hanging feed racks

For feed distribution, the hanging feed racks can be installed on the partitions or on the gates. They are easy to move around as needed.

Ref.	HANGING FEED RACKS	Packaging
864110	Hanging feed rack 1m75	10
864112	Hanging feed rack 1m00	10
864131	Wall fixing bracket option	-






Ref.	ACCESSORIES
862022	Ø60 clamp - single
862023	Ø60 clamp - double
862024	Ø60 clamp - triple
862025	Ø60 clamp - quadruple
862617	Ø60 clamp - double corner
862034	Ø60 clamp - single lock housing
862043	Ø60 clamp - double lock housing
864231	Ecofix goat head lock stand
862012	Post Ø60 - bare embedded - 1m63
862010	Sheath for Ø60 post - Len 30 cm
862013	Sheath cap for Ø60 post
860086	Ø60 Post - plate-mounted bare - 1m33

GOAT FENCES AND PANELS

Frame made from Ø42 and Ø34 tubes, Ø27 bars at 75mm intervals.


Goat gates and panels are available in 6 models from 1 to 6m long for all your needs. The exclusively vertical 75mm spaced bars prevent goats from passing through or climbing over.



Goat gates with vertical bars

Mounted on an eye rod at the back and fitted with an automatic Ø28 padlockable bolt at the front

Ref.	SEPARATION GATES	Packaging
864315	Goat separation gate 1 m	10
864316	Goat separation gate 2 m	10
864317	Goat separation gate 3 m	10
864318	Goat separation gate 4 m	10
864319	Goat separation gate 5 m	10
864333	Goat separation gate 6 m	10
860659	Goat separation bar with clamps	-



Goat panels with vertical bars

Mounted on an eye rod on both sides.

Ref.	SEPARATION PANELS	Packaging
864310	Goat separation panel 1 m	10
864311	Goat separation panel 2 m	10
864312	Goat separation panel 3 m	10
864313	Goat separation panel 4 m	10
864314	Goat separation panel 5 m	10
864334	Goat separation panel 6 m	10
860659	Goat separation bar with clamps	-

SHEEP

A large flock of sheep is grazing in a lush green field. The sheep are densely packed in the middle ground, facing away from the camera. The field is filled with tall, vibrant green grass. In the background, there is a line of trees and a large, prominent evergreen tree on the right side. The sky is clear and bright. A warm, golden light filter is applied to the left side of the image, creating a soft glow.

AGRITUBEL SUITS YOU



**SELF-SERVICE TROUGHS
AND FEEDERS
FEED RACKS..... p.150-155**

**PANELS
AND GATES p.156-157**

**SHEEP
PANELS p.158-165**

"LSO" Self service

This self-service is suitable for adult ewes and rams. It is manufactured with a sloping trough to reduce wastage. Equipped with two wither height tubes to prevent crossing, it can be used to distribute fodder as well as dry feed. The LSO allows farmers to create a feeding table that can be extended as required.

The 2.50m module consists of a rectangular anti-cut profile trough and two wither tubes with adjustable stands. The ends are removable so that modules can be assembled endlessly one after the other, while maintaining the continuity of the trough.

The sliding sleeve assembly can be dismantled to free the building at the end of the winter.

Ref.	SHEEP SELF SERVICE (L.S.O.)
864201	L.S.O. start panel, length 2.50 m (each section)
864202	L.S.O. start extension panel, length 2.5 m



SHEEP FARMING

Agriovin self-service feed racks

For separate feed distribution, it is manufactured using a mesh designed for the size of the sheep's snout, which can pass through the grate and chew freely. A sheet metal collection trough underneath prevents the strands from falling to the ground and leaves them within reach of the animals. It can be used to distribute hay or dry feed.

THIS SYSTEM HAS TWO ZOOTECHNICAL ADVANTAGES:

- Anti-wastage, limits overconsumption
- Encourages the animal to salivate to increase its hay intake

AGRIOVIN SINGLE FEED RACK



AGRIOVIN DOUBLE FEED RACK



Mothers can use the racks without risk to their lambs because the anti-lamb bars prevent lambs from slipping under the trough. With a choice of single and double-sided models, two lengths (2m and 3m) and the possibility of continuous end-to-end feed rack assembly, these models are very successful in tunnel installations in southern regions. They are designed to support the weight of a person, who can climb inside to roll out a bale along its entire length.

Ref.	AGRIOVIN SINGLE FEED RACKS	Packaging
OV3001	Agriovin single feed rack 2 m without ends	10
OV3011	Agriovin single feed rack 3 m without ends	10
OV3002	Single 2 m Agriovin feed rack with sheet metal ends	10
OV3012	Single 3 m Agriovin feed rack with sheet metal ends	10
OV3014	Single Agriovin sheet metal end	Each

Ref.	AGRIOVIN DOUBLE FEED RACKS	Packaging
OV3000	Agriovin double feed rack 2 m without ends	10
OV3010	Agriovin double feed rack 3 m without ends	10
OV3003	Double 2 m Agriovin feed rack with ends	10
OV3013	Double 3 m Agriovin feed rack with ends	10
OV3015	Double Agriovin sheet metal end	Each

Double-sided outdoor feed rack

For fodder distribution in the sheepfold or outdoors (with the optional roof), the feed rack leaves the forage permanently clean and dry within reach of the snout and avoids refusals and wastage thanks to its sheet metal collection trough. A versatile product that can be used indoors and outdoors, for fodder and dry feed.



Ref.	DOUBLE-SIDED FEED RACK	Packaging
864107	Double feed rack with recovery trough	6
864117	Adaptable roof for double feed rack	6

Double sided lamb creep feeder

For feed concentrate distribution in the sheepfold or outdoors for batches of up to 25-30 animals.

The animals access the feed from both sides.

Anti-lamb tubes secure the feed trough. The adjustable stands allow perfectly stable installation even on uneven ground. The watertight roof can be opened from both sides for easy reloading and allows outdoor use. The creep feeder is equipped with a hatch for flow adjustment.



Ref.	DOUBLE SIDED LAMB CREEP FEEDERS	Packaging
860430	Open-air lamb creep feeder - 1m00 with roof (100 L)	6
860431	Open-air lamb creep feeder - 2m00 with roof (195 L)	6

SHEEP FARMING

Optional
anti-lamb tubes



Self-service trough on stands

The trough on stands is used at the heart of the sheepfold or pen. It is accessible from both sides. This equipment is used for fattening animals. It is supplied with two wither tubes as standard and optionally with two additional anti-lamb tubes (on top) to prevent lambs from climbing into the feeder.

Ref.	SHEEP SELF SERVICE TROUGH	Capacity in l.	Packaging
OV2112	Sheep trough on stands 2m50	116	10
OV2113	Anti-lamb trough on stands (includes 2 clamp mounted tubes)	-	-

Hanging feed racks

For the distribution of fodder, the hanging feed racks can be installed on the partitions or on the gates. They are easy to move around as needed.

Ref.	HANGING FEED RACKS	Packaging
864110	Hanging feed rack 1m75	10
864112	Hanging feed rack 1m00	10
864131	Wall fixing bracket option	-



Multi-service trough

This is a very simple and lightweight temporary trough that can be used to supplement animals isolated in a pen or to set up a temporary installation. It is watertight and can be used as a drinking trough.

Ref.	MULTI-SERVICE TROUGH	Capacity in l.	Packaging
OV8001	Small 0m30 x 0m15 trough length 1m00	37	10
OV8006	Small 0m30 x 0m15 trough length 2m00	74	10
OV8005	Small 0m30 x 0m12 trough length 1m00	25	10
OV8004	Small 0m30 x 0m12 trough length 2m00	50	10
OV8000	0m40 x 0m25 multi service sheep trough length 2m00	175	10

Circular feed racks for adult sheep

Of diameter 1.60m they can hold a round bale. The 18.1cm neck bars and the bottom plate prevent the fodder from coming into contact with the sheep's feet.

With 24 places available, there are two models: a diagonal model recommended for unhorned breeds and a straight model suitable for all breeds, even horned.

Easy to install, composed of 3 elements and assembled using vertical pins. It is mainly used outdoors but also as a back-up in a building. It is supplied by opening an element which is simple and lightweight to handle.



Ref.	CIRCULAR SHEEP FEED RACKS	Packaging
OV305	Circular sheep feed rack diameter 1.60 m straight access	7
OV3051	Circular sheep feed rack diameter 1.60 m diagonal access	7



SHEEP FARMING

Variable wall sheep feed racks

The rack is accessible on 2 of the 4 sides. The animals feed through the 140 mm spaced bars (no head passage).

The two grids tighten around the bale as it is consumed, using adjustable chains.

This means that a large diameter bale can be loaded (through the opening side) so that the feed rack can be used for several days, and then the spacing readjusted when necessary without having to reload every day. The roof guarantees dry and palatable fodder in all conditions.

Sheet metal anti-wastage trough. 3-point towing system for transport. Skids for manual moving.

It is advisable to position it away from the entrance to the field and in an area sheltered from wind and rain.

Safety: this feed rack allows the adult ewes to be with their lambs. The sheet metal parts prevent head passage.



Ref.	VARIABLE WALL SHEEP FEED RACKS	Packaging
OV2006	Sheep feed rack with roof	6
OV2007	Sheep feed rack without roof	6
OV2011	Individual roof for sheep feed rack	6

MULTI-SPECIES PANELS AND GATES




Made from Ø34 tubes at the front and Ø43 tubes at the back, braced using Ø27 vertical tubes. They are suitable for both sheep and goats and can be installed outdoors or inside buildings. Automatic padlockable bolt as standard.

Ref.	MULTI-SPECIES PANELS	Packaging
860720	Multi-species panel - 1/2M	10
860721	Multi-species panel - 2/3M	10
860722	Multi-species panel - 3/4M	10
860723	Multi-species panel - 4/5M	10
860724	Multi-species panel - 5/6M	10


Ref.	MULTI-SPECIES GATES	Packaging
860733	Multi-species gate - 1/2M	10
860734	Multi-species gate - 2/3M	10
860735	Multi-species gate - 3/4M	10
860736	Multi-species gate - 4/5M	10
860737	Multi-species gate - 5/6M	10



SHEEP FARMING



Ref.	LV7 SHEEP GATES	Packaging
860173	LV7 sheep gate - 1/2m	10
860151	LV7 sheep gate - 2/3m	10
860127	LV7 sheep gate - 3/4m	10
860128	LV7 sheep gate - 4/5m	10
860129	LV7 sheep gate - 5/6m	10




Ref.	LV7 SHEEP PANELS	Packaging
860713	LV7 sheep panel - 1/2m	10
860714	LV7 sheep panel - 2/3m	10
860715	LV7 sheep panel - 3/4m	10
860716	LV7 sheep panel - 4/5m	10
860717	LV7 sheep panel - 5/6m	10

LV7-SHEEP PANELS AND GATES


For use mainly outdoors for adult animals.

Made from interlocked Ø20 and Ø27 tubes, they are all extendible to 1m in length to fit the field entrance.

The gates are padlockable and fitted with a safety bolt.



Ref.	LV7 FIELD PANELS	Packaging
860385	LV7 field panel - 1/2m	10
860386	LV7 field panel - 2/3m	10
860387	LV7 field panel - 3/4m	10
860388	LV7 field panel - 4/5m	10
860389	LV7 field panel - 5/6m	10



Ref.	LV7 FIELD GATES	Packaging
860379	LV7 field gate - 1/2m	10
860380	LV7 field gate - 2/3m	10
860381	LV7 field gate - 3/4m	10
860382	LV7 field gate - 4/5m	10
860383	LV7 field gate - 5/6m	10

LV7-FIELD PANELS AND GATES

Made from Ø34 tubes at the front and Ø43 tubes at the back, they are reinforced by a 45 square through which the tubes pass. Used mainly indoors but also outdoors, they are particularly rigid and can be used to create assemblies that prevent lambs from moving from pen to pen.






To better meet the requirements of the different sheep farming regions, two panel heights are available: tubular or semi-meshed. They are mainly assembled using pins. They meet the needs of building design but also of outdoor isolation corrals.

PANELS

PINNED SHEEP PANELS Height 90 cm

Each model has been designed according to the animal breeds and sizes. They are fixed using pins, either to each other or to a support frame, to form pens (isolation, lambing, etc.). The horizontal tubes are closer together at the bottom for the safety of the lambs. A central flat or tubular reinforcement is added on some models or sizes to stiffen the unit. The sign of an Agritubel panel is its rigidity. The sheet metal models are suitable for creating sheep alleys.

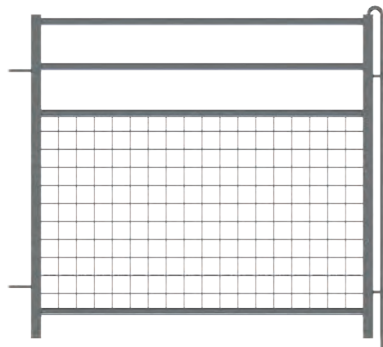


Barred sheep panels

7 tubes - Size 30 square + Ø20 tube

Flat central reinforcement (from 2m) - Supplied with 1 pin

Ref.	Barred sheep panels	Packaging
OV2020	Barred panel 1 m	25
OV2017	Barred panel 1.50 m	25
OV2021	Barred panel 2 m	25
OV2029	Barred panel 2.50 m	25
OV2022	Barred panel 3 m	25
OV2126	Individual pin	25



Semi-meshed panels

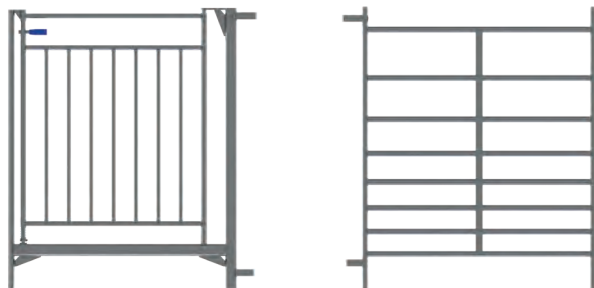
55 cm mesh + 2 tubes - Size 30 square + Ø20 tube - Supplied with 1 pin

Ref.	Semi-meshed panels	Packaging
OV2060	Semi-meshed sheep panel 1 m	25
OV2061	Semi-meshed sheep panel 1.50 m	25
OV2062	Semi-meshed sheep panel 2 m	25
OV2063	Semi-meshed sheep panel 2.50 m	25
OV2064	Semi-meshed sheep panel 3 m	25
OV2126	Individual pin	25

PANELS Height 1.20 m

Pyrénées panels

8 Ø25 tubes and 2 Ø27 tubes
Central reinforcement by flat
bar with domed ENDS



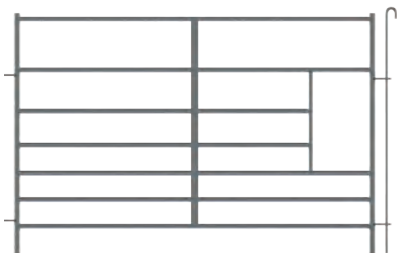
Ref.	Pyrénées panels	Packaging
OV3040	Pyrénées panel HT 1m20 - 1m00	25
OV3041	Pyrénées panel HT 1m20 - 1m50	25
OV3042	Pyrénées panel HT 1m20 - 2m00	25
OV3043	Pyrénées panel HT 1m20 - 2m50	25
OV3044	Pyrénées panel HT 1m20 - 3m00	25
OV3045	Pyrénées corner panel dec mat 1m50/1m00	25
OV3047	Lamb panel worker access	25

PINNED SHEEP PANELS

Height 1 m

Drinker panel

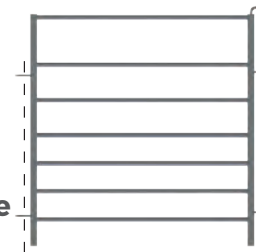
7 Ø27 and Ø20 tubes - Flat central reinforcement
Washer stands and domed end caps - 23 cm shape
for drinking trough - Supplied with 1 pin



Ref.	Panels with drinker protection	Packaging
OV2125	Ultra panel, drinker shape, length 1m50	10
OV2126	Individual pin	25

Alpes panels

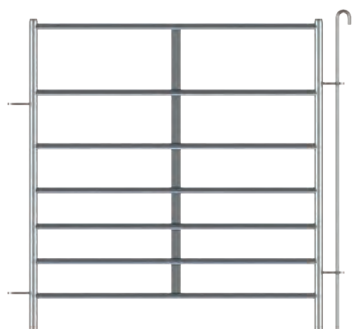
7 Ø20 tubes + size 30 square
Supplied with 1 pin



Ref.	Alpes panels	Packaging
OV2093	Alpes panel 1m00	25
OV2095	Alpes panel 1m50	25
OV2096	Alpes panel 2m00	25
OV2098	Alpes panel 2m50	25
OV2099	Alpes panel 3m00	25
OV2126	Individual pin	25

Ultra panels

7 Ø27 and Ø20 tubes - Flat central
bar Washer stands and domed ends
Supplied with 1 pin



Ref.	Ultra panels	Packaging
OV2120	Ultra sheep panel length 1 m	25
OV2121	Ultra sheep panel length 1m50	25
OV2122	Ultra sheep panel length 2 m	25
OV2123	Ultra sheep panel length 2m50	25
OV2124	Ultra sheep panel length 3 m	25
OV2126	Individual pin	25

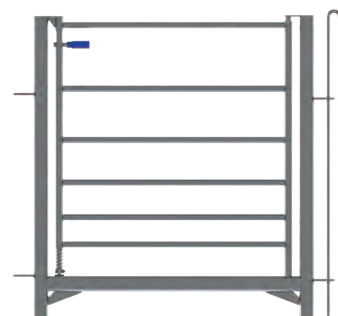
Ultra panels without stands

7 Ø27 and Ø20 tubes - Flat central reinforcement
Domed ends Supplied with 1 pin

Ref.	Ultra panels without stabilising stand	Packaging
OV2140	Ultra sheep panel without stabilising stand - 1 m	25
OV2141	Ultra sheep panel without stabilising stand - 1m50	25
OV2142	Ultra sheep panel without stabilising stand - 2 m	25
OV2143	Ultra sheep panel without stabilising stand - 2m50	25
OV2144	Ultra sheep panel without stabilising stand - 3 m	25
OV2126	Individual pin	25

Sheep panel worker access

Oval 50x30 tubes - 2-point locking with spring loaded handle
Supplied with 1 pin



Ref.	Sheep panel worker access	Packaging
OV2091	Sheep panel worker access 1 m	25
OV2092	Sheep panel worker access 2m50	25
OV2126	Individual pin	25

Sheet metal panels

Sheet metal on 67cm + 1 tube - Size 30 square - Supplied with 1 pin


Ref.	Sheet metal panels	Packaging
OV2024	Sheet metal panel 1 m	25
OV2025	Sheet metal panel 2 m	25
OV2026	Sheet metal panel 3 m	25
OV2126	Individual pin	25



Sheet metal panels on skids

Sheet metal on 60cm + 1 tube - Size 30 square - Supplied with 1 pin

Ref.	Sheet metal panels with skids	Packaging
OV2047	Sheet metal skid panel 1 m	25
OV2049	Sheet metal skid panel 2 m	25
OV2048	Sheet metal skid panel 3 m	25
OV2126	Individual pin	25




Lamb access panel

Sheet metal on 50cm + 2 tubes - Size 30 square
Sliding door 4 passages - Supplied with 1 pin

Ref.	4 lamb passage sheep panel	Packaging
OV2111	4 lamb passage panels 2m00	10
OV2126	Individual pin	25






Expandable panels

7 Ø27 and Ø20 tubes - Extendible to 1m
Supplied with 1 pin

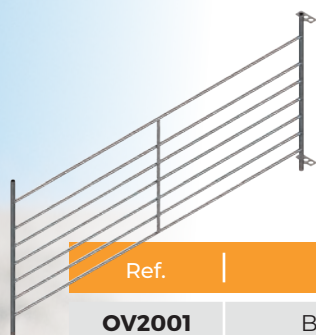
Ref.	Extendible barred sheep panels	Packaging
860211	Extendible barred sheep panel 1/2m	25
860212	Extendible barred sheep panel 2/3m	25
860213	Extendible barred sheep panel 3/4m	25
860214	Extendible barred sheep panel 4/5m	25
860215	Extendible barred sheep panel 5/6m	25
OV2126	Individual pin	25



Semi-meshed panels (3 hole interlock)

Height 90cm - Ø27 and
Ø20 tubes Mesh over 45cm
Assembly with 3-hole plates

Ref.	Semi-meshed panels	Packaging
OV2044	Semi-meshed 3-hole panel 1m00	25
OV2041	Semi-meshed 3-hole panel 1m20	25
OV2042	Semi-meshed 3-hole panel 2m40	25
OV2043	Semi-meshed 3-hole panel 3m00	25



Barred panels (3 hole interlock)

7 Ø27 and Ø20 tubes - Flat
central reinforcement - Washer
stands and domed ends.

Ref.	Barred panels	Packaging
OV2001	Barred 3-hole panel 1m20	25
OV2002	Barred 3-hole panel 2m40	25
OV2003	Barred 3-hole panel 3m00	25
OV2004	Barred panel 3 holes 1m20 with lamb passage	25

OTHER PANEL MODELS

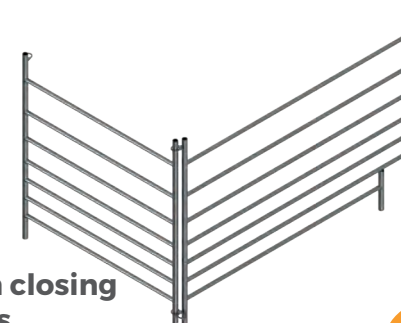
To round up animals, isolate them or protect them,
flat panels are suitable for all types of land, even steep.
They are easy to handle and assemble without tools.
For transport on a machine, they can be safely stacked
in a minimum of space on the dedicated loader.

Corner panel

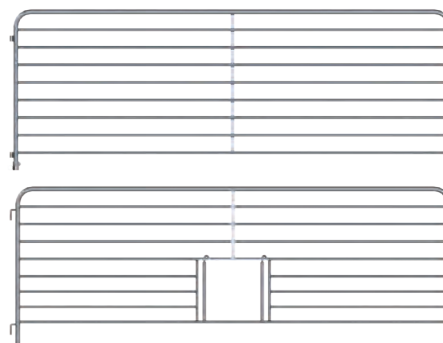
For lambing and feed table.

Height 98cm - Ø27 and Ø20 tubes

1.40m panel with trough space + 0.98m closing
panel. Assembly using yokes with holes



Ref.	Corner panel	Packaging
OV2104	Corner panel (per set)	10



Standard 3m panel

Height 1.10m.
Standard model.

Model with adjustable
roller lamb passage.

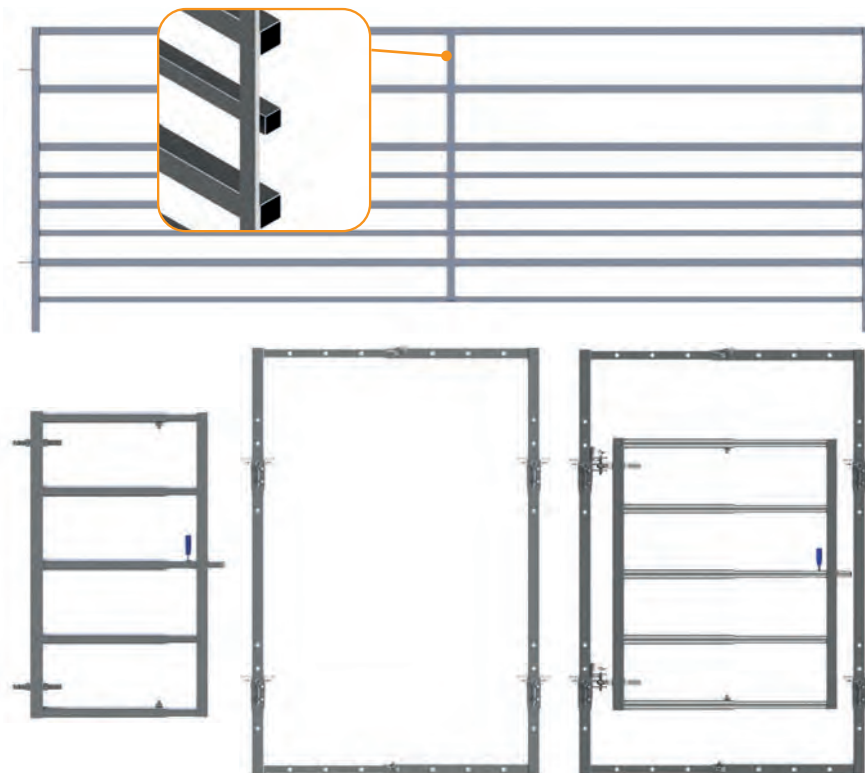
Ref.	Sheep panels	Packaging
864203	Standard sheep panel, length 3m00	25
864204	Adjustable passage sheep panel with rollers length 3m00	10

MOBILE GATES

- Stands manufactured in size 50 square tube
- Height 1.45 metres
- Size 40 and 30 square interior tubes
- Supplied with a pin

Ref.	MOBILE GATES
861206	Containment gate, length 2 m
861207	Containment gate, length 3 m
861208	Containment gate, length 4 m
862041	Long pin Ø14 - 1m10


Ref.	ADJUSTABLE RESTRAINT FRAME
861232	Adjustable restraint frame - 0m70/1m10*1m80
861233	Adjustable gate with eye rod



Assembly of the set



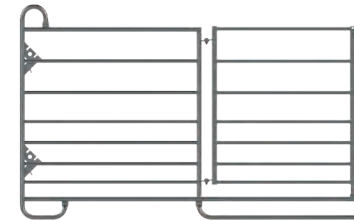
SHEEP PANELS



Panels

Height 1.10m - Ø27 and Ø20 tubes
2 assembly chains

Ref.	Panels	Packaging
870101	Panel, length 2m00	20
870103	Panel, length 2m50	20
870104	Panel, length 3m00	20



Sheep panel worker access

7 Ø27 and Ø20 tubes
Extendible to 1m.

Ref.	Worker access version	Packaging
870102	Sheep panel with worker access length 2m00	10

Sheep panel loader

Carries up to 30 panels. Compatible with 3-point tow gear and front loader.


Ref.	Rack and panel loader	Packaging
OV2040	Sheep panel loader	10



Meshed mobile sheep panel

Height 1.50m, chainable Ø27 tubes
and size 30 square Mesh on 1.25m

Ref.	Meshed mobile panels	Packaging
860076	Mobile meshed gate 2m00	25



FOR 35 YEARS AGRITUBEL SERVICE HAS MADE THE DIFFERENCE

AGRITUBEL "All-in-one" delivery

The original manufacturing organisation and the performance of our supply chain allow Agritubel customers to benefit from a complete delivery to the farm:

- All the equipment required for the ordered equipment is delivered from the factory in one delivery
- All the packs are labelled with barcodes for easy identification and inventory before the start of work

PRODUCTION AND SPARE PART TRACKING

Agritubel's after-sales service offers permanent production process tracking, so that existing installations can be expanded even long after the building has been commissioned.

Agritubel uses high quality steels for its products. They are rigorously selected according to the type of equipment produced, thus guaranteeing a long service life.



IN FRANCE AND IN EUROPE

■ ■ Even 2,000 km
away, I was
delivered on time. ■ ■

IVAN - cattle farmer in Bulgaria



■ ■

I bought my
cows in France,
my head locks
too. ■ ■

JUAN - cattle farmer in Spain

167

**AGRITUBEL, the livestock
specialist, is also:**

ROTOTEC

ZA Actipole 35 - 35540 Miniac-Morvan

+33 (0)2 99 58 00 02

rototec@rototec.com

www.rototec.com

ANDRIEU EQUIPEMENT

ZA Boissonnade - 12450 Luc La Primaube

+33 (0)5 65 68 38 71

equipement.andrieu@gmail.com

andrieu-materiel-elevage.com



+33 (0)5 49 98 80 70

contact@agritubel.com

18 rue des Forges - CS40094 - 86202 LOUDUN - France

www.agritubel.com

